

TECHNICAL MANUAL

ORGANIZATIONAL AND DIRECT SUPPORT

MAINTENANCE REPAIR

PARTS AND SPECIAL TOOLS LIST

FOR

COMMUNICATIONS TERMINAL, FIBER OPTICS

AN/FAC-4(V)

(NSN 5998-01-363-7724) (EIC: N/A)

HEADQUARTERS, DEPARTMENT OF THE ARMY
1 OCTOBER 1995

**ORGANIZATIONAL AND DIRECT SUPPORT
MAINTENANCE REPAIR PARTS AND SPECIAL TOOLS LIST
FOR
COMMUNICATIONS TERMINAL, FIBER OPTICS
AN/FAC-4(V)
(NSN 5998-01-363-7724) (EIC: N/A)
Current as of 15 February 1992**

REPORTING OF ERRORS AND RECOMMENDING IMPROVEMENTS

You can help improve this manual. If you find any mistakes or if you know of a way to improve the procedures, please let us know. Mail your letter, DA Form 2028 (Recommended Changes to Publications and Blank Forms), or DA Form 2028-2, located in the back of this manual, direct to: Commander, US Army Communications-Electronics Command and Fort Monmouth, ATTN: AMSEL-LC-LM-LT, Fort Monmouth, New Jersey 07703-5007. A reply will be furnished to you.

TABLE OF CONTENTS

		Page	Illus Figure
Section	I. Introduction	1	
	II. Repair Parts List	1-1	
Group	00 Communications Terminal, Fiber Optics AN/FAC4)	1-1	1
	01 Lightwave Span Termination and Control Group OK-531/FAC4(V)	2-1	2
	0101 J98734AGMX3C Power Assembly	3-1	3
	010101 Circuit Card Assembly, 131L1A (No Parts Authorized).....		
	010102 Circuit Card Assembly, 131AB1 (No Parts Authorized)		
	010103 Circuit Card Assembly, 131T1 (No Parts Authorized).....		
	0102 J98734AT1 FT3C Lightwave Span Terminating and Control Assembly...	4-1	4
	010201 Indicator Panel 121A (No Parts Authorized).		
	010202 Circuit Card Assembly, TG31 (No Parts Authorized).....		
	010203 Circuit Card Assembly, TM109C (No Parts Authorized)		
	010204 Circuit Card Assembly, ED2C737-30G1 (No Parts Authorized)....		
	010205 Circuit Card Assembly, ED2C738-30G1 (No Parts Authorized)....		
	010206 Circuit Card Assembly, TW330 (No Parts Authorized)		
	010207 Circuit Card Assembly, TM120B (No Parts Authorized).....		
	0103 ED2C474-30G1 FT3C Low Voltage Fuse Panel	5-1	5
	0104 J98734AJ1 Lightwave Terminating Module Assembly	6-1	6
	010401 Circuit Card Assembly, TM336B (No Parts Authorized).....		
	010402 Circuit Card Assembly, TM338C (No Parts Authorized).		

*This manual supersedes TM 11-6030-200-23P, dated 15 March 1990.

Table of Contents

		Page	Illus Figure
06	Interconnecting Maintenance and Telemetry Group OA-9284/FAC-4(V).....	1-19	19
	0601 Circuit Card Assembly, 130D (No Parts Authorized).....		
	0602 Circuit Card Assembly, 131AB1 (No Parts Authorized).....		
	0603 Circuit Card Assembly, 131L1A (No Parts Authorized).....		
	0604 Circuit Card Assembly, 131T1 (No Parts Authorized).....		
	0605 circuit Card Assembly, 11F (No Parts Authorized).....		
	0606 Circuit Card Assembly, ALA6 (No Parts Authorized).....		
	0607 circuit Card Assembly, ACC24 (No Parts Authorized).....		
	0608 Circuit Card Assembly, YA234 (No Parts Authorized).....		
	0609 Circuit Card Assembly, YA236 (No Parts Authorized).....		
07	Power Supply PP-8130(V)/FAC4(V).....	1-20	20
	0701 Control Rectifier, RL0D50.....	1-21	21
	070101 Circuit Card Assembly, 4865-103 (No Parts Authorized).....		
	0702 Control Rectifier, RHM400D50.....	1-22	22
	0703 DC Power Supply, 1231A2.....	1-23	23
	070301 Meter and Control Panel, 437 4-175.....	1-24	24
	070302 Distribution Panel, 4318-015 (No Parts Authorized).....		
	070303 Distribution Panel, 4317-055 (No Parts Authorized).....		
	070304 Distribution Panel 4317-040 (No Parts Authorized).....		
	0704 DC to AC Inverter, WAA501B.....	1-25	25
08	Power Supply PP-8133)/FAC4V).....	1-26	26
	0801 Circuit Card Assembly, 1237B 1 (No Parts Authorized).....		
	0802 Rectifier, AF50.....	1-27	27
	080201 circuit Card Assembly, 4865-679 (No Parts Authorized).....		
09	Power Supply PP-8133A/FAC(.....	1-28	28
	0901 Circuit Card Assembly, 1237B1 (No Parts Authorized).....		
	0902 Rectifier, A25F50.....		
10	Repeater Panel.....	1-29	29
11	Multiplex-Monitor and Control Group OB-113(V)/FAC-4(V).....	1-30	30
	1101 Circuit Card Assembly, AKM3 (No Parts Authorized).....		
	1102 Circuit Card Assembly, 16F (No Parts Authorized).....		
	1103 Circuit Card Assembly, AKM2B (No Parts Authorized).....		
	1104 Circuit Card Assembly, MC90083A1B (No Parts Authorized).....		
	1105 Circuit Card Assembly, AKM4 (No Parts Authorized).....		
	1106 Circuit Card Assembly, 547A (No Parts Authorized).....		
	1107 Circuit Card Assembly, AKM38 (No Parts Authorized).....		
	1108 Circuit Card Assembly, AKM36B (No Parts Authorized).....		
	1109 Circuit Card Assembly, AKM6 (No Parts Authorized).....		
12	Power Supply PP- 8262FAC-4(V).....	1-31	31
	1201 DC Power Supply, 1231A2 (See Group 0703 for parts).....		
	1202 Control Rectifier, RL50B50.....	1-32	32
	120201 Circuit Card Assembly, 4865-144 (No Parts Authorized).....		
	120202 Circuit Card Assembly, 4338499 (No Parts Authorized).....		

Table of Contents

	Page	Illus Figure
1203 Control Rectifier, A50F50	1-33	33
120301 Circuit Card Assembly, 4865-685 (No Parts Authorized).....		
120302 Circuit Card Assembly, 4338-467 (No Parts Authorized).....		
1204 DC Power Supply, 1232F2	1-34	34
120401 Fuse and Contactor Panel 4376-071 (No Parts Authorized)		
120402 Meter and Control Panel, 4374-1355	1-35	35
13 Communication System, Control Network AN/FSQ-162(V)		
(See TM 11-5895-1439-20P for Parts).....		
14 Control-Coupler Group OK-614(V)/FAC-4(V)	1-36	36
1401 FI Series G, J98764C-1, L8		
140101 Dual Quadrant Assembly, ED-2C905-30, G1.....	1-37	37
14010101 Circuit Card Assembly, 557A (No Parts Authorized).....		
14010102 Circuit Card Assembly, KTR4 (No Parts Authorized).....		
14010103 Circuit Card Assembly, KTR5 (No Parts Authorized).....		
14010104 417-MB/S Regenerator, F-62071 (No Parts Authorized)		
1402 Telemetry Channel Controller, J98764T-1, L1.....	1-38	38
1403 Ring Diversity Switch, ED54962-30, G1, G15	1-39	39
15 Converter, Digital to Analog CV-4183/FAC14.....	1-40	40
1501 Circuit Card Assembly, X6364A (No Parts Authorized).....		
1502 Circuit Card Assembly, X5012A (No Parts Authorized).....		
1503 Circuit Card Assembly, X5016A (No Parts Authorized).....		
1504 Circuit Card Assembly, X5019A (No Parts Authorized).....		
1505 Circuit Card Assembly, X5017A (No Parts Authorized).....		
1506 Circuit Card Assembly, X5016A (No Parts Authorized).....		
1507 Circuit Card Assembly, X5015A (No Parts Authorized).....		
1508 Circuit Card Assembly, X5014B (No Parts Authorized).....		
1509 Circuit Card Assembly, X5013A (No Parts Authorized).....		
1510 Circuit Card Assembly, X5105A (No Parts Authorized).....		
16 Converter, Analog to Digital CV4184/FAC4M.....	1-41	41
1601 Circuit Card Assembly, X6364A (No Parts Authorized).....		
1602 Circuit Card Assembly, X5003A (No Parts Authorized).....		
1603 Circuit Card Assembly, X5103A (No Parts Authorized).....		
1604 Circuit Card Assembly, X5004A (No Parts Authorized).....		
1605 Circuit Card Assembly, X5005A (No Parts Authorized).....		
1606 Circuit Card Assembly, X5007A (No Parts Authorized).....		
1607 Circuit Card Assembly, X5008A (No Parts Authorized).....		
1608 Circuit Card Assembly, X5009A (No Parts Authorized).....		
1609 Circuit Card Assembly, X5010B (No Parts Authorized).....		
1610 Circuit Card Assembly, X5011A (No Parts Authorized).....		
1611 Circuit Card Assembly, X5104A (No Parts Authorized).....		
Section III. Special Tools List		
Group 99 38B Extender	1-42	42

Table of Contents

		Page	Illus Figure
Section IV.	Cross-Reference Indexes		
	National Stock Number Index	I-1	
	Part Number Index.....	I-4	
	Figure and Item Number Index.....	I-11	

v/(vi blank)

**SECTION 1
INTRODUCTION**

1. SCOPE

This manual lists and authorizes spares and repair parts; special tools; special test, measurement, and diagnostic equipment (TMDE); and other special support equipment required for the performance of unit and direct support maintenance of Communications Terminal, Fiber Optics AN/FAC4(V). It authorizes the requisitioning, issue, and disposition of spares, repair parts and special tools as indicated by the source, maintenance, and recoverability (SMR) codes.

2. GENERAL

In addition to Section 1, Introduction, this Repair Parts and Special Tools List is divided into the following sections:

a. Section II. Repair Parts List. A list of spares and repair parts authorized by this RPSTL for use in the performance of maintenance. This list also includes parts which must be removed for replacement of the authorized parts. Parts lists are composed of functional groups in ascending alphanumeric sequence, with the parts in each group listed in ascending item number sequence. Figure numbers are listed directly beneath the group header. Bulk materials are listed in item name sequence. Repair part kits are listed separately in their own functional group within Section II. Repair parts for reparable special tools are also listed in this section. Items listed are shown on the associated illustration.

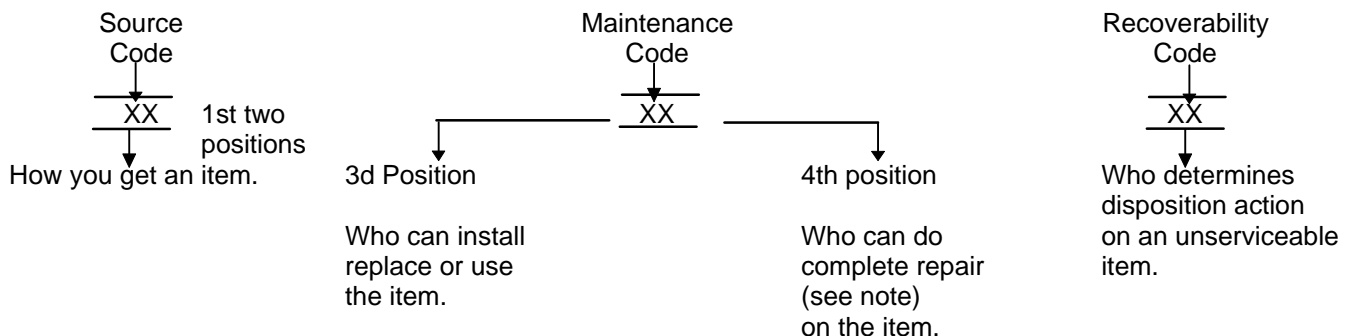
b. Section III. Special Tools List. A list of special tools, special TMDE, and other special support equipment authorized by this RPSTL as indicated by Basis of Issue (BOI) information in (column (5)) for the performance of maintenance.

c. Section IV. Cross-Reference Indexes. A list, in National item identification number (NIIN) sequence, of all National stock numbered items appearing in the listing, followed by a list in alphanumeric sequence of all part numbers appearing in the listings. National stock numbers and part numbers are cross-referenced to each illustration figure and item number appearance. The figure number and item number index lists figure and item numbers in numeric sequence and cross-references National stock number, Commercial and Government Entity Code, and part numbers.

3. EXPLANATION OF COLUMNS (Section II and III)

a. Item No. (Column (1)). Indicates the number used to identify items called out in the illustration.

b. SMR Code (Column (2)). The source, maintenance, and recoverability (SMR) code is a five-position code containing supply/requisitioning information, maintenance category authorization criteria and disposition instruction, as shown in the following breakout:



NOTE

Complete repair: Maintenance capacity, capability, and authority to perform all corrective maintenance tasks of the repair" function in a use/user environment in order to restore serviceability to a failed item.

(1) *Source code.* The source code tells you how to get an item needed for maintenance, repair, or overhaul of an end item/equipment. Explanations of source codes follows:

Code

PA
PB
PC
PD
PE
PF
PG

KB
KD
KF

MO - Made at Org/AVUM category
MF - Made at DS/AVIM category
MH - Made at GS category
ML - Made at Specialized Repair Activity (SRA)
MD - Made at Depot

AO - Assembled by Org/AVUM category
AF - Assembled by DS/AVIM category
AH - Assembled by GS category
AL - Assembled by SRA
AD - Assembled by Depot

Explanation

Stocked items: use applicable NSN to request and/or requisition items with these source codes. They are authorized to the category indication by the code entered in the third position of the SMR code

NOTE

Items coded PC are subject to deterioration.

Items with these codes are not to be requested and/or requisitioned individually. They are part of a kit which is authorized to the maintenance category indicated in the third position of the SMR code. The complete kit must be requisitioned and applied.

Items with these codes are not to be requested and/or requisitioned individually. They must be made from bulk material which is identified by the part number in the description and usable on code (UOC) column and listed in the Bulk Material group of the repair parts list. If the item is authorized to you by the third position code of the SMR code, but the source code indicates it is made at a higher category, order the item from the higher category of maintenance.

Items with these codes are not to be requested and/or requisitioned individually. The parts that make up the assembled item must be requisitioned or fabricated and assembled at the category of maintenance indicated by the source code. If the third position code of the SMR code authorizes you to replace the item, but the source code indicates the item is assembled at a higher category, order the item from the higher category of maintenance.

Code	Application/Explanation
XA --	Do not requisition an "XA" coded item. Order its next higher assembly. (Also, refer to NOTE below.)
XB --	If an "XB" item is not available from salvage, order it using the CAGEC and part number given.
XC --	Installation drawing, diagram, instruction sheet, field service drawing, that is identified by manufacturer's part number.
XD --	Item is not stocked. Order an "XD" coded item through normal supply channels using the CAGEC and part number given, if no NSN is available.

NOTE

Cannibalization or controlled exchange, when authorized, may be used as a source of supply for items with the above source codes, except for those source coded "XA" or those aircraft support items restricted by requirements of AR 750-1.

(2) *Maintenance code.* Maintenance codes tell you the category of maintenance authorized to USE and REPAIR support items. The maintenance codes are entered in the third and fourth positions of the SMR code as follows:

(a) The maintenance code entered in the third position tells you the lowest maintenance category authorized to remove, replace, and use an item. The maintenance code entered in the third position will indicate authorization to one of the following categories of maintenance.

Code	Application/Explanation
C --	Crew or operator maintenance done within organizational or aviation maintenance.
O --	Unit or aviation unit category can remove, replace, and use the item.
F --	Direct support or aviation intermediate category can remove, replace, and use the item.
H --	General support category can remove, replace, and use the item.
L --	Specialized repair activity can remove, replace, and use the item.
D --	Depot category can remove, replace, and use the item.

(b) The maintenance code entered in the fourth position tells whether or not the item is to be repaired and identifies the lowest maintenance category with the capability to do complete repair (i.e., perform all authorized repair functions). This position will contain one of the following maintenance codes.

NOTE

Some limited repair may be done on the item at a lower category of maintenance, if authorized by the Maintenance Allocation Chart (MAC) and SMR codes.

Code	Application/Explanation
O -	Unit or aviation unit is the lowest category that can do complete repair of the item.
F -	Direct support or aviation intermediate is the lowest category that can do complete repair of the item.
H -	General support is the lowest category that can do complete repair of the item.
L -	Specialized repair activity (designate the specialized repair activity) is the lowest category that can do complete repair of the item.
D -	Depot is the lowest category that can do complete repair of the item.
Z -	Nonreparable. No repair is authorized.
B -	No repair is authorized. (No parts or special tools are assigned for the maintenance of a "B" coded item.) However, the item may be reconditioned by adjusting, lubricating, etc., at the user category.

(3) *Recoverability code.* Recoverability codes are assigned to items to indicate the disposition action on unserviceable items. The recoverability code is entered in the fifth position of the SMR code as follows:

Recoverability

Code	Application/Explanation
Z -	Nonreparable item. When unserviceable, condemn and dispose of the item at the category of maintenance shown in the third position of SMR code.
O -	Reparable item. When uneconomically repairable, condemn and dispose of the item at organizational or aviation unit category.

Recoverability

Code	Application/Explanation
F	- Reparable item. When uneconomically repairable, condemn and dispose of the item at direct support or aviation intermediate category.
H	- Reparable item. When uneconomically repairable, condemn and dispose of the item at general support category.
D	- Reparable item. When beyond lower category repair capability, return to depot. Condemnation and disposal of item not authorized below depot category.
L	- Reparable item. Condemnation and disposal not authorized below specialized repair activity (SRA).
A	- Item requires special handling or condemnation procedures because of specific reasons (e.g., precious metal content, high dollar value, critical material, or hazardous material. Refer to appropriate manuals/directives for specific instructions.

c. *CAGEC (Column (3))*. The Commercial and Government Entity Code (CAGEC) is a 5-digit numeric code which is used to identify the manufacturer, distributor, or Government agency, etc. that supplies the item.

d. *Part Number (Column (4))*. Indicates the primary number used by the manufacturer (individual, company, firm, corporation, or Government activity), which controls the design and characteristics of the item by means of its engineering drawings, specifications, standards, a-id inspection requirements to identify an item or range of items.

NOTE

When you use an NSN to requisition an item, the item you receive may have a different part number from the part ordered.

e. *Description and Usable on Code (UOC) (Column (5))*. This column includes the following information.

(1) The Federal item name and, when required, a minimum description to identify the item.

(2) In the Special Tools section, the basis of issue (BOI) appears as the last line in the entry for each special tool, special TMDE, and other special support equipment. When density of equipments supported exceeds density spread indicated in the basis of issue, the total authorization is increased proportionately.

(3) The statement "END OF FIGURE" appears just below the last item description in Column (5) for a given figure in both section 11 and section III.

f. *Qty (Column (6))*. Indicates the quantity of the item used in the breakout shown on the illustration figure, which is prepared for a functional group, subfunctional group, or an assembly. A "V" appearing in this column in lieu of a quantity indicates that the quantity is variable and the quantity may vary from application to application.

4. EXPLANATION OF COLUMNS (Section IV)

a. *National Stock Number (NSN) Index*.

(1) *Stock number column*. This column lists the NSN by National item identification number (NIIN) sequence. The NIIN consists of the last nine digits of the NSN. When using this column to locate an item, ignore the first four digits of the NSN. When requisitioning items use the complete NSN (13 digits) sequence.

(2) *Fig. column*. This column lists the number of the figure where the item is identified/located. The illustrations are in numerical sequence in sections 11 and 111.

(3) *Item column*. The item number identifies the item associated with the figure listed in the adjacent Fig. column. This item is also identified by the NSN listed on the same line.

b. *Part Number Index*. Part numbers in this index are listed by part number in ascending alphanumeric W sequence.

(1) *CAGEC column*. This column lists the Commercial and Government Entity Code (CAGEC).

(2) *Part number column*. This column indicates the part number assigned to the item.

(3) *Stock number column.* This column lists the National stock number for the associated part number and manufacturer identified in the part number and CAGEC columns to the left.

(4) *Fig. column.* This column lists the number of the figure where the item is identified/located in sections II and III.

(5) *Item column.* The item number is that number assigned to the item as it appears in the figure referenced in the adjacent figure number column.

c. Figure and Item Number Index.

(1) *Fig. column.* This column lists the number of the figure where the item is identified/located in sections II and III.

(2) *Item column.* The item number is that number assigned to the item as it appears in the figure referenced in the adjacent figure number column.

(3) *Stock number column.* This column lists the National stock number for the item.

(4) *CAGEC column.* The Commercial and Government Entity Code (CAGEC) is a 5-digit numeric code used to identify the manufacturer, distributor, or Government agency, etc., that supplies the item.

(5) *Part number column.* Indicates the primary number used by the manufacturer (individual, firm, corporation, or Government activity), which controls the design and characteristics of the item by means of its engineering drawings, specifications, standards, and inspection requirements to identify an item or range of items.

5. SPECIAL INFORMATION

a. Associated Publications. The publications listed below pertain to the Communications Terminal, Fiber Optics AN/FAC-4(V) and its components:

TM 11-5895-143912	Operator's and Unit Maintenance Manual, Communications System, Control Network AN/FSQ1 62(V)
TM 116030-200-13	Operator's, Unit, and Direct Support Maintenance Manual, Communications Terminal, Fiber Optics AN/FAC-4(V).
TM 11-5895-143920P	Unit Maintenance Repair Parts and Special Tools List for Communications System, Control Network AN/FSQ-162(V).

b. National Stock Numbers. National stock numbers (NSN's) that are missing from P source coded items have been applied for and will be added to this TM by future change/revision when they are entered in the Army Master Data File (AMDF). Until the NSN's are established and published, submit exception requisitions to: Commander, US Army Communications-Electronics Command and Fort Monmouth, ATTN: AMSEL-LC-MM, Fort Monmouth, NJ 077035007 for the part required to support your equipment.

6. HOW TO LOCATE REPAIR PARTS

a. When National stock number or part number is not known.

(1) *First.* Using the table of contents, determine the assembly group or subassembly group to which the item belongs. This is necessary since figures are prepared for assembly groups and subassembly groups, and listings are divided into the same groups.

(2) *Second.* Find the figure covering the assembly group or subassembly group to which the item belongs.

(3) *Third.* Identify the item on the figure and note the item number.

(4) *Fourth.* Refer to the Repair Parts Lists for the figure to find the part number for the item number noted on the figure.

(5) *Fifth.* Refer to the Part Number Index to find the NSN, if assigned.

b. *When National stock number or part number is known.*

(1) *First.* Using the index of National stock numbers and part numbers, find the pertinent National stock number or part number. The NSN index is in National item identification number (NIIN) sequence (para 4a(1)). The part numbers in the part number index are listed in ascending alphanumeric sequence (para 4b). Both indexes cross-reference you to the illustration figure and item number of the item you are looking for.

(2) *Second.* After finding the figure and item number, verify that the item is the one you're looking for, then locate the item number in the repair parts list for the figure.

7. ABBREVIATIONS

Not applicable.

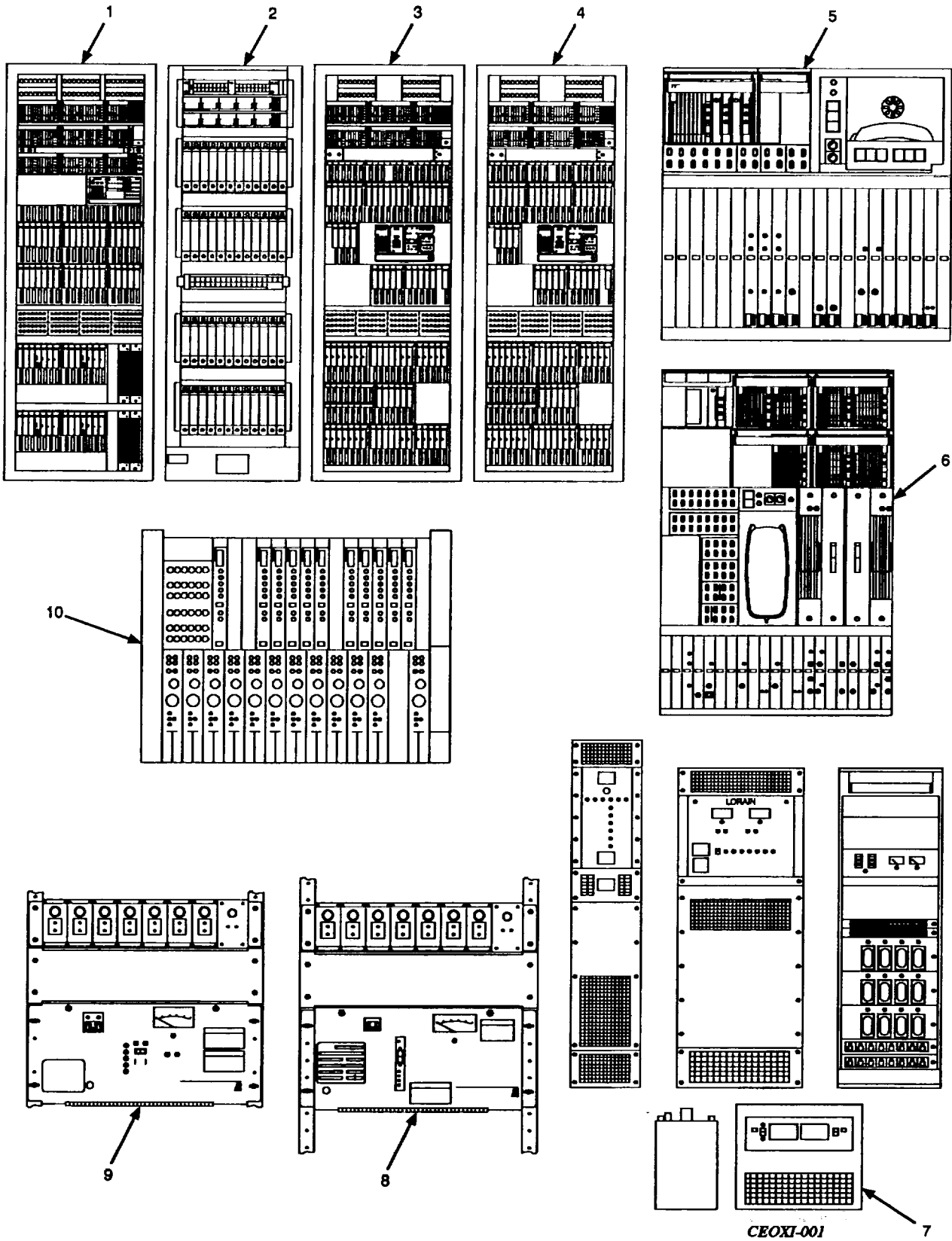


Figure 1. Communications Terminal, Fiber Optics AN/FAC-4(V) (Sheet 1 of 2)

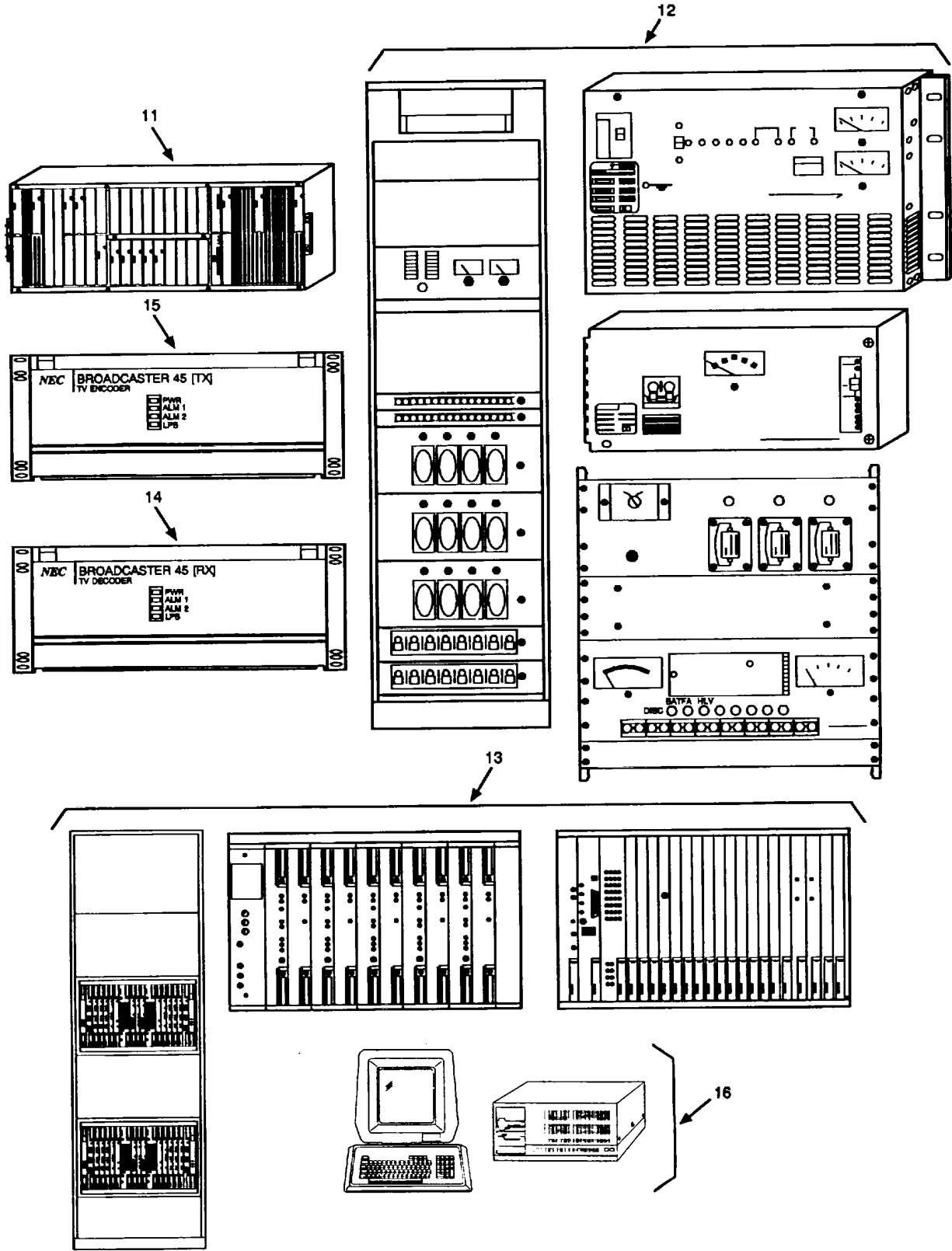


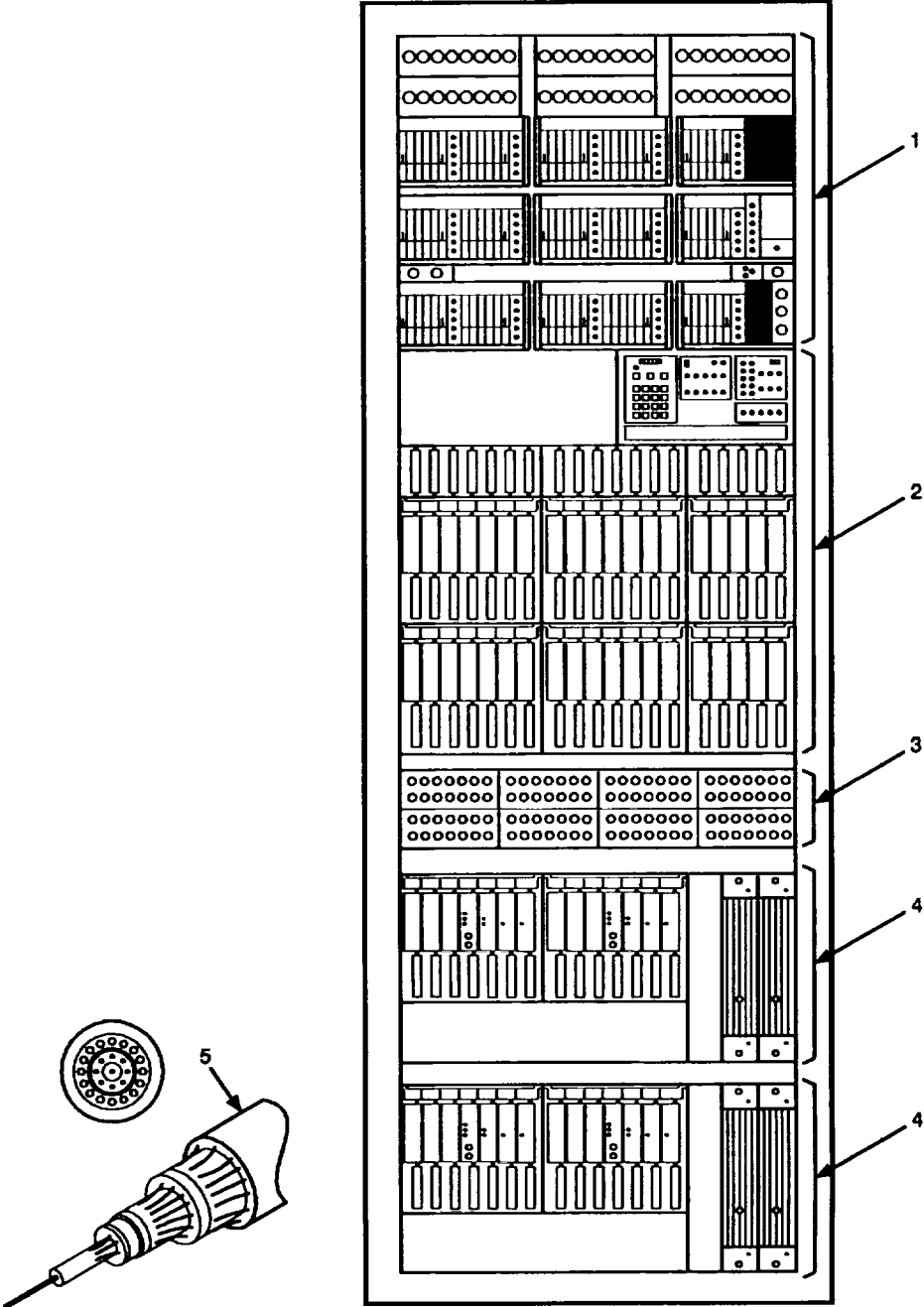
Figure 1. Communications Terminals, Fiber Optics AN/FAC-4(V) (Sheet 2 of 2)

SECTION II

TM 11-6030-200-23P

(1) ITEM NO	(2) SMR CODE	(3) CAGEC	(4) PART NUMBER	(5) DESCRIPTION AND USABLE ON CODES (UOC)	(6) QTY
				GROUP 00 COMMUNICATIONS TERMINAL, FIBER OPTICS. AN/FAC-4(V)	
				FIG. 1	
1	PDFDD	80058	OK-531/FAC-4	LT W SPN TERMINATIO (SEE FIG. 2..... FOR PARTS)	1
2	PDFDD	80058	OK-534/FAC-5	LIGHTWAVE SPAN TERM (SEE FIG. 7..... FOR PARTS)	1
3	PDFDD	80058	OB-107/FAC-4	MULTIPLEXER (SEE FIG. 11 FOR PARTS).....	1
4	PDFDD	80058	OB-110CV)/FAC-4(V)	MULTIPLEXER SET (SEE FIG. 16 FOR PARTS).	1
5	PDFDD	80058	OA-9276/FAC-4	INT MAINT & TELEMET (SEE FIG. 18..... FOR PARTS).	1
6	PDFDD	80058	OA-9284/FAC-4	INTCON MAINT & TEL (SEE FIG. 19..... FOR PARTS).	1
7	PDFDD	80058	PP-8130(V)FAC-4	POWER SUPPLY (SEE FIG. 20 FOR PARTS)	1
8	PDFDD	80058	PP-8133/FAC-4	POWER SUPPLY (SEE FIG. 26 FOR PARTS)	1
9	PDFDD	80058	PP-8133A/FAC-4	POWER SUPPLY (SEE FIG. 28 FOR PARTS)	1
10	PDFDD	80058	OA-9276(V)3/FAC- 4	REPEATER PANEL (SEE FIG. 29 FOR..... PARTS)	1
11	XBODD	80058	OB-113(V)FAC-4	MULTIPLEXER(SEE FIG. 30 FOR PARTS).....	1
12	PDFDD	80058	PP-8262/FAC-4	POWER SUPPLY(SEE FIG. 31 FOR PARTS)	1
13	XBFD	80058	OK-614(V)/FAC-4(V)	CONTROL COUPLER GRO (SEE FIG. 36..... FOR PARTS)	1
14	PAODD	80058	CV-4183/FAC-4(V)	CONVERTER, DIGITAL T TO ANALOG (SEE FIG. 40 FOR PARTS)	1
15	PAODD	80058	CV-4184/FAC-4(V)	CONVERTER, ANALOG TO DIGITAL (SEE FIG. 41 FOR PARTS)	1
16	PDODD	80058	AN/FSQ-162(V)	COMM SYS, CONTROL (SEE TM11-5895- 1439-20P FOR PARTS)	1

END OF FIGURE



CEOXI-002

Figure 2. Lightwave Span Termination and Control Group OK-531/FAC-4(V)

SECTION II

TM 11-6030-200-23P

(1) ITEM NO	(2) SMR CODE	(3) CAGEC	(4) PART NUMBER	(5) DESCRIPTION AND USABLE ON CODES (UOC)	(6) QTY
				GROUP 01 LIGHTWAVE SPAN TERMINATION AND CONTROL GROUP. OK-531/FAC-4(V)	
				FIG. 2	
1	XBDDD	64959	J98734AG1L8,L9	MX3 POWER ASSEMBLY (SEE FIG. 3 FOR..... PARTS)	1
2	XBFD	64959	J98734AT1L1	FT3C LW SP TER/C	1
3	XBFD	64959	ED2C474-3001	FT3C LO VOLT FU PNL	1
4	XBFD	64959	J98734AJ1L2	LT W TERM MOD ASSY	2
5	PAFZZ	64959	4DAX-012	CABLE, FIBER OPTIC (SPECIFY 44DB/KM..... AND 1310NM)	102

END OF FIGURE

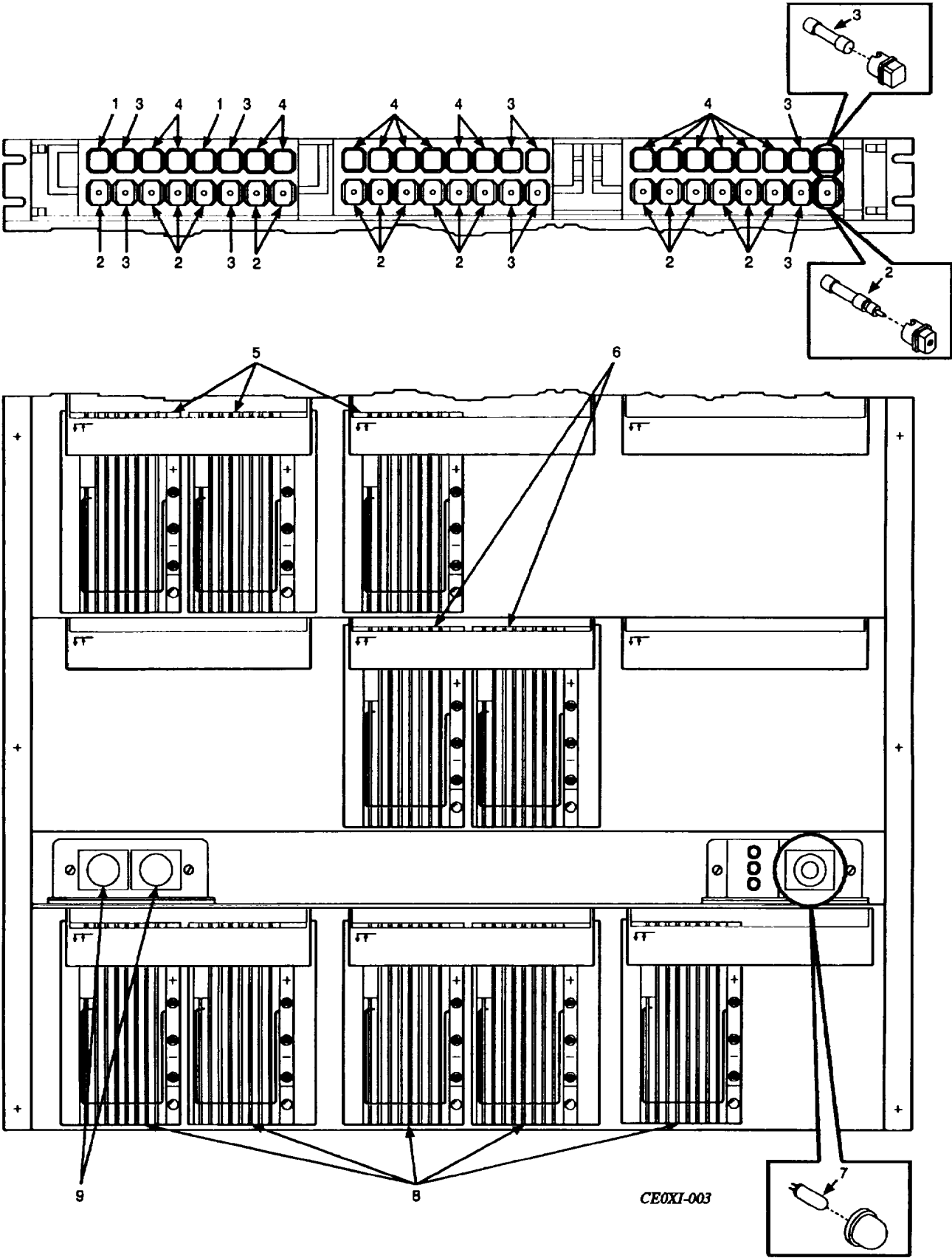


Figure 3. J98734AG1 MX3C Power Assembly

SECTION II

TM 11-6030-200-23P

(1) ITEM NO	(2) SMR CODE	(3) CAGEC	(4) PART NUMBER	(5) DESCRIPTION AND USABLE ON CODES (UOC)	(6) QTY
				GROUP 0101 J98734AG1 MX3 POWER ASSEMBLY. FIG. 3	
1	PAOZZ	64959	74F	FUSE, CARTRIDGE	2
2	PAOZZ	64959	70G	FUSE, CARTRIDGE	19
3	XBOZZ	71400	72A	DUMMY FUSE	11
4	PAOZZ	64959	KS21938L7	FUSE, CARTRIDGE	16
5	PAODD	64959	131L1A	CIRCUIT CARD ASSEMB	3
6	PAODD	64959	131AB1	CIRCUIT CARD ASSEMB	2
7	PAOZZ	64959	E3	LAMP, INCANDESCENT	1
8	PAODD	64959	131T1	CIRCUIT CARD ASSEMB	5
9	PAOZZ	64959	A3	LAMP, INCANDESCENT	2

END OF FIGURE

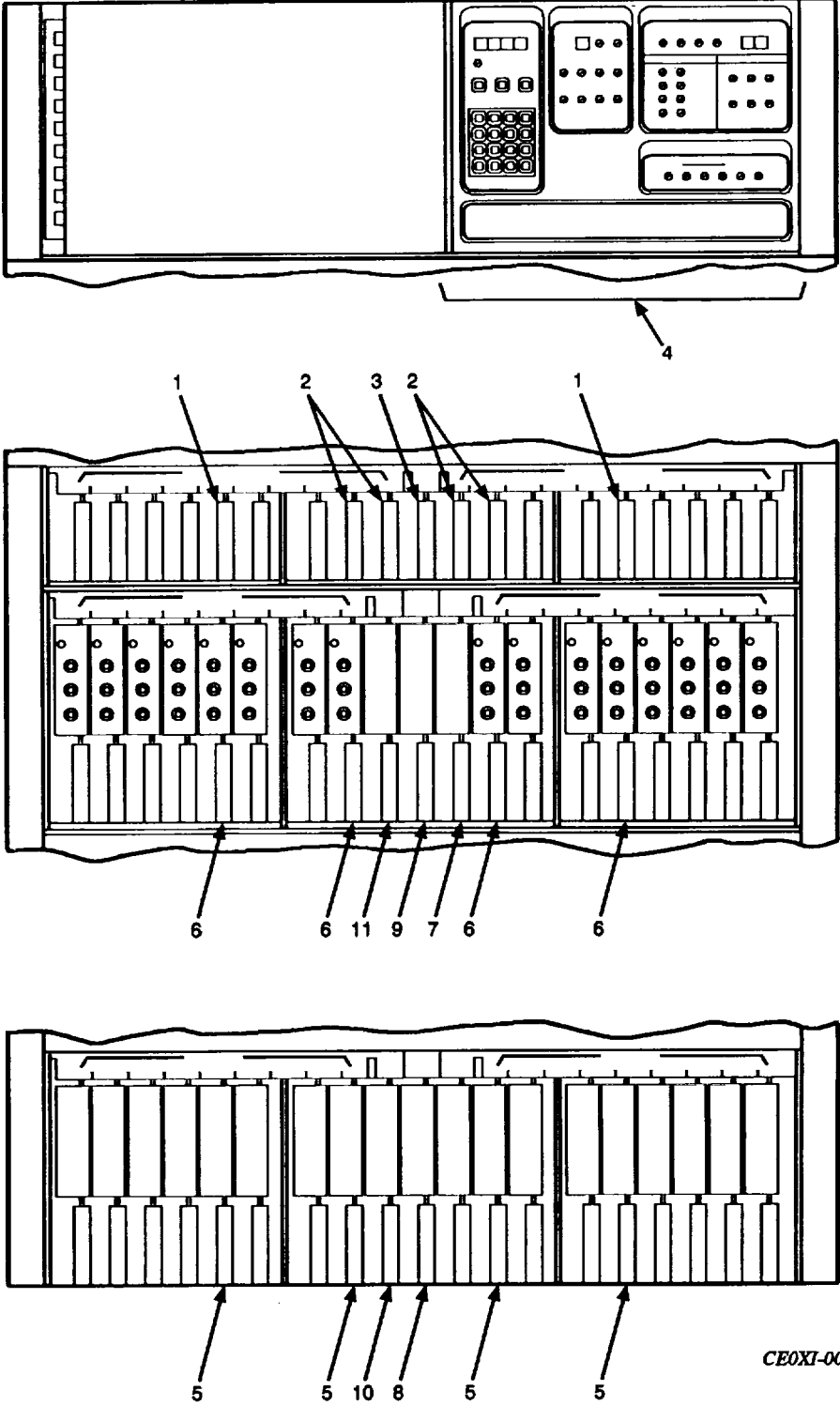


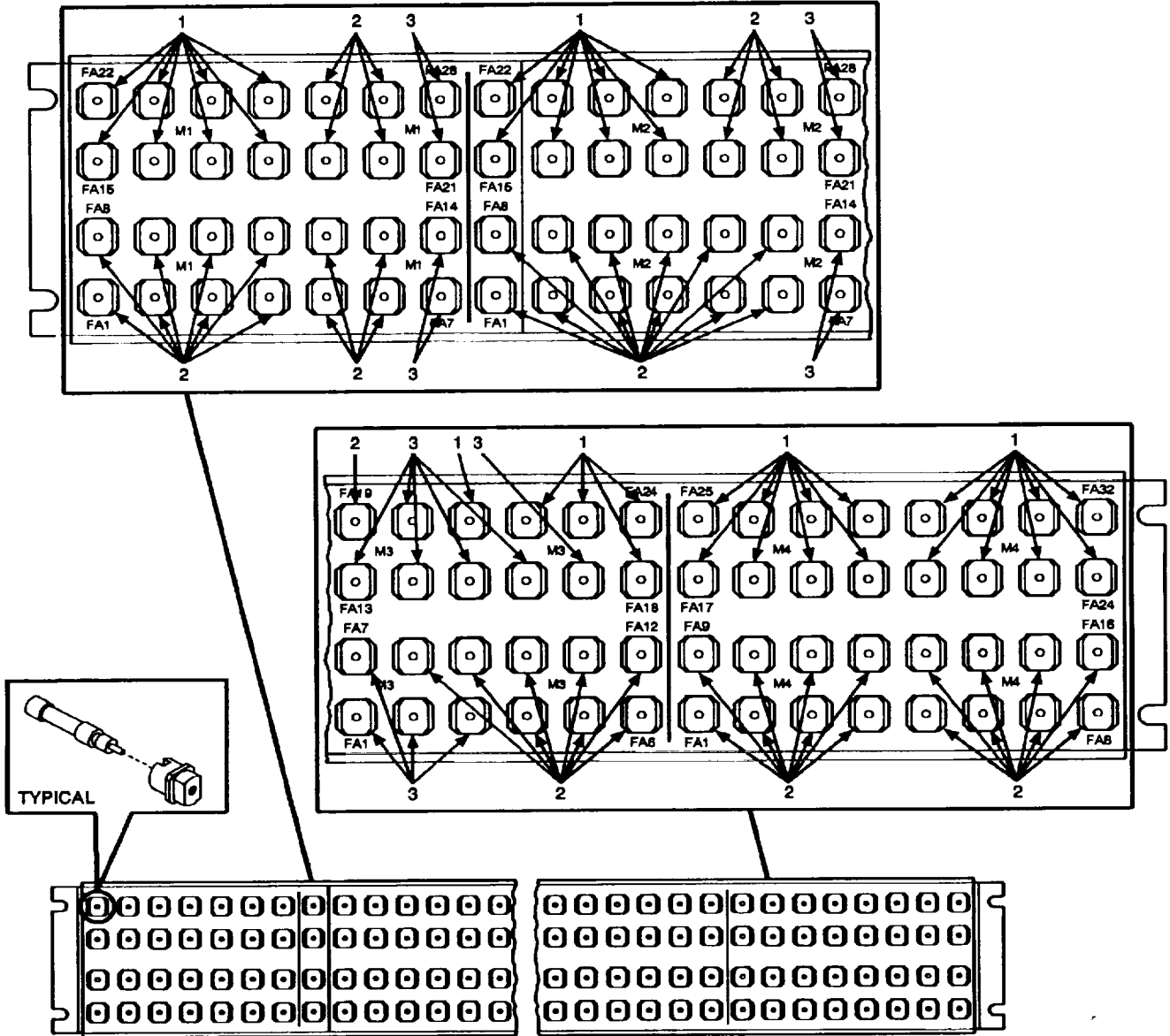
Figure 4. J98734ATI FT3C Lightwave Span Terminating and Control Assembly

SECTION II

TM 11-6030-200-23P

(1) ITEM NO	(2) SMR CODE	(3) CAGEC	(4) PART NUMBER	(5) DESCRIPTION AND USABLE ON CODES (UOC)	(6) QTY
				GROUP 0102 J98734AT1 FT3C LIGHTWAVE SPAN TERMINATING AND CONTROL ASSEMBLY.	
				FIG. 4	
1	PAOZZ	64959	TG30	CIRCUIT CARD ASSEMB	2
2	PAOZZ	64959	TG28C	CIRCUIT CARD ASSEMB	4
3	PAODD	64959	TG31	CIRCUIT CARD ASSEMB	1
4	PAODD	64959	121A	PANEL, INDICATOR	1
5	PAODD	64959	TM120D	CIRCUIT CARD ASSEMB	4
6	PAODD	64959	TM109C	CIRCUIT CARD ASSEMB	4
7	PAOZZ	64959	TM149B	CIRCUIT CARD ASSEMB	1
8	PAOZZ	64959	TM132	CIRCUIT CARD ASSEMB	1
9	PAODD	64959	TM330	CIRCUIT CARD ASSEMB	1
10	PAODD	64959	ED2C737-30G1	CIRCUIT CARD ASSEMB	1
11	PAODD	64959	ED2C738-30G1	CIRCUIT CARD ASSEMB	1

END OF FIGURE



CEOXI-005

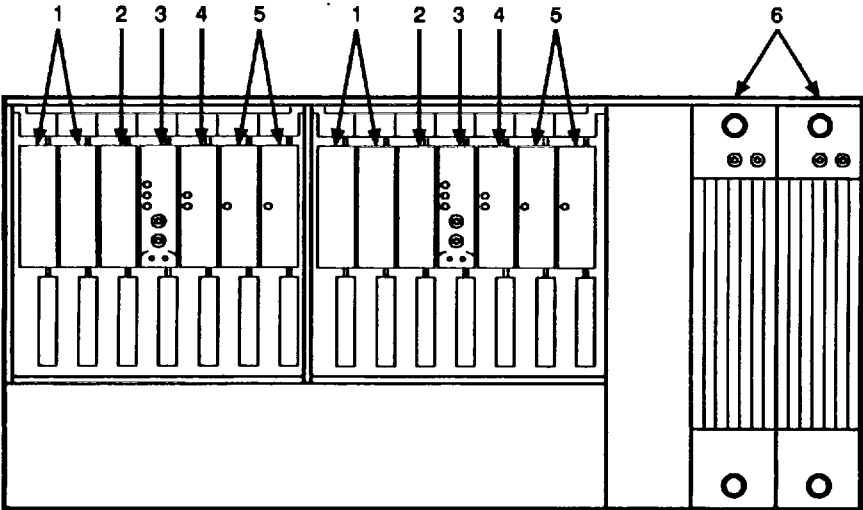
Figure 5. ED2C474-30G1 FT3C Low Voltage Fuse Panel

SECTION II

TM 11-6030-200-23P

(1) ITEM NO	(2) SMR CODE	(3) CAGEC	(4) PART NUMBER	(5) DESCRIPTION AND USABLE ON CODES (UOC)	(6) QTY
				GROUP 0103 ED2C474-30G1 FT3 LOW VOLTAGE FUSE PANEL.	
				FIG. 5	
1	PAOZZ	64959	71A	FUSE, CARTRIDGE	37
2	PAOZZ	64959	70D	FUSE, CARTRIDGE	57
3	XBOZZ	71400	72A	DUMMY FUSE	18

END OF FIGURE



CE0XI-006

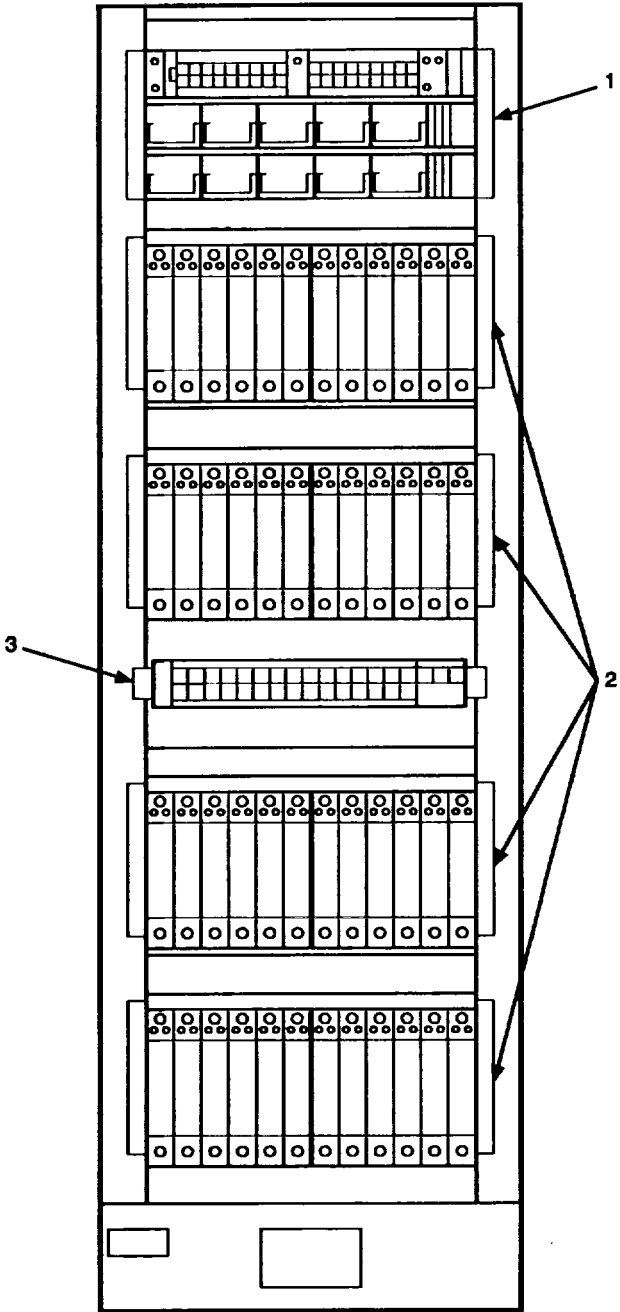
Figure 6. J98734AJ1 Lightwave Terminating Module Assembly

SECTION II

TM 11-6030-200-23P

(1) ITEM NO	(2) SMR CODE	(3) CAGEC	(4) PART NUMBER	(5) DESCRIPTION AND USABLE ON CODES (UOC)	(6) QTY
				GROUP 0104 J98734AJ1 LIGHTWAVE TERMINATING MODULE ASSEMBLY.	
				FIG. 6	
1	PAODD	64959	TM336B	CIRCUIT CARD ASSEMB	4
2	PAODD	64959	TM338C	CIRCUIT CARD ASSEMB	2
3	PAODD	64959	TM340	CIRCUIT CARD ASSEMB	2
4	PAODD	64959	TM339B	CIRCUIT CARD ASSEMB	2
5	PAOZZ	64959	TM337	CIRCUIT CARD ASSEMB	4
6	PAODD	64959	11F	CIRCUIT CARD ASSEMB	2

END OF FIGURE



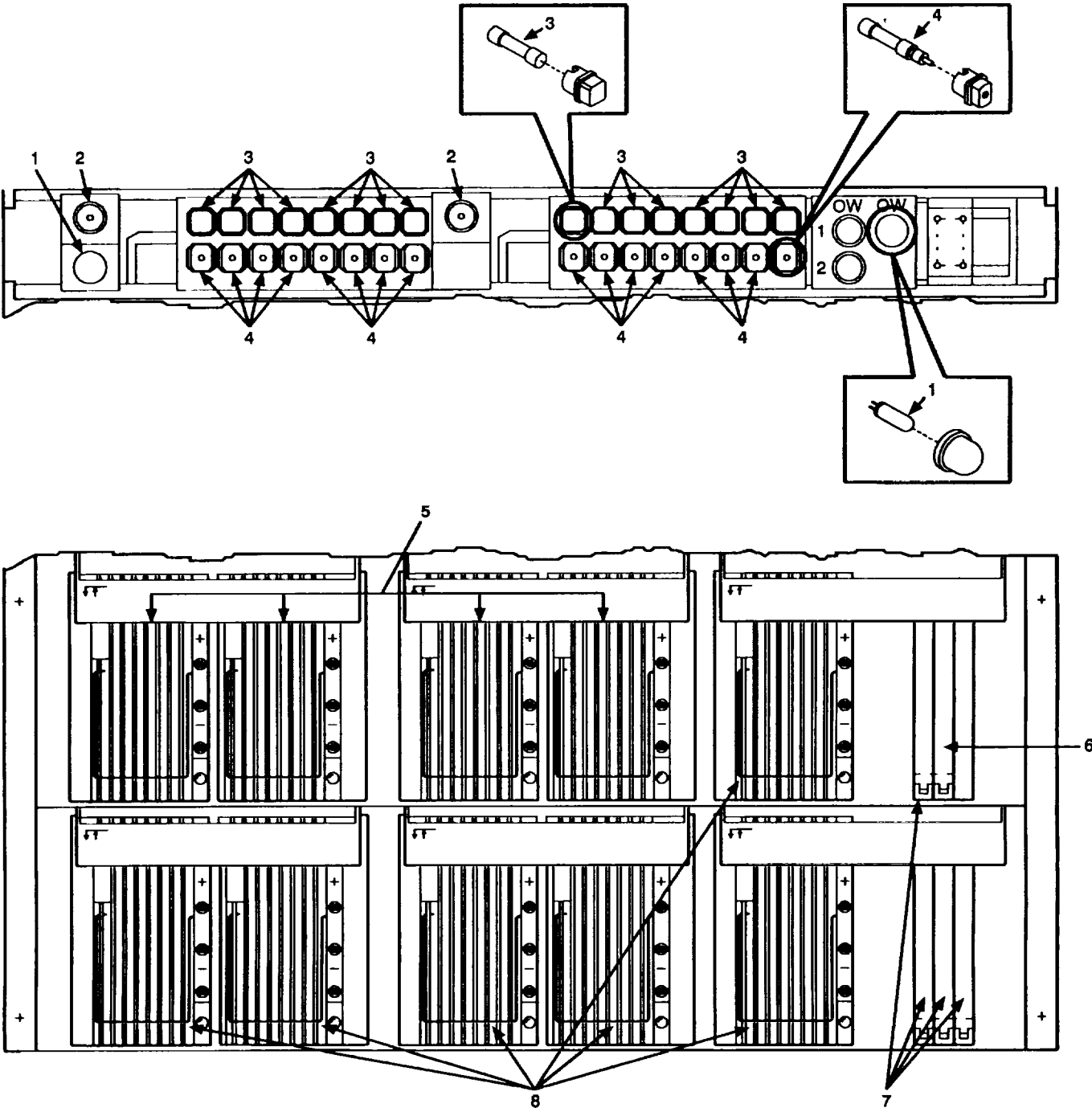
CE0XI-007

Figure 7. Lightwave Span Termination and Control Group OK-534/FAC-4(V)

SECTION II

TM 11-6030-200-23P

(1) ITEM NO	(2) SMR CODE	(3) CAGEC	(4) PART NUMBER	(5) DESCRIPTION AND USABLE ON CODES (UOC)	(6) QTY
				GROUP 02 LIGHTWAVE SPAN TERMINATION AND CONTROL GROUP. OK-534 FAC-4 (V)	
				FIG. 7	
1	XBDDD	64959	J98734AM-1	POWER & ALARM UNIT (SEE FIG. 8 FOR PARTS)	1
2	XBDDD	64959	J98734AS-1	REPEATER SHELF ASSY (SEE FIG. 9 FOR PARTS)	4
3	XBDDD	64959	ED2C645-30	PANEL FUSE, LOW V. (SEE FIG. 10 FOR PARTS)	1
				END OF FIGURE	



CE0XI-008

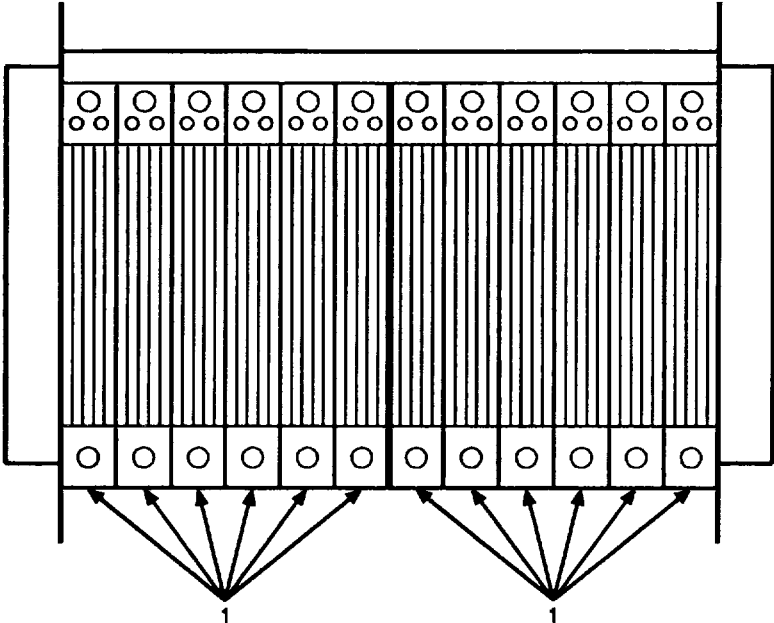
Figure 8. J98734AM-1 Power and Alarm Unit

SECTION II

TM 11-6030-200-23P

(1) ITEM NO	(2) SMR CODE	(3) CAGEC	(4) PART NUMBER	(5) DESCRIPTION AND USABLE ON CODES (UOC)	(6) QTY
				GROUP 0201 J98734AM-1 POWER AND ALARM UNIT.	
				FIG. 8	
1	PAOZZ	64959	M1	LAMP, INCANDESCENT	2
2	PAOZZ	64959	70H	FUSE, CARTRIDGE	2
3	PAOZZ	64959	70E	FUSE, CARTRIDGE	16
4	PAOZZ	64959	70C	FUSE, CARTRIDGE	16
5	PAODD	64959	131L1A	CIRCUIT CARD ASSEMB	4
6	PAOZZ	64959	ACM1	CIRCUIT CARD ASSEMB	1
7	PAOZZ	64959	ACM4	CIRCUIT CARD ASSEMB	4
8	PAODD	64959	131T1	CIRCUIT CARD ASSEMB	6

END OF FIGURE



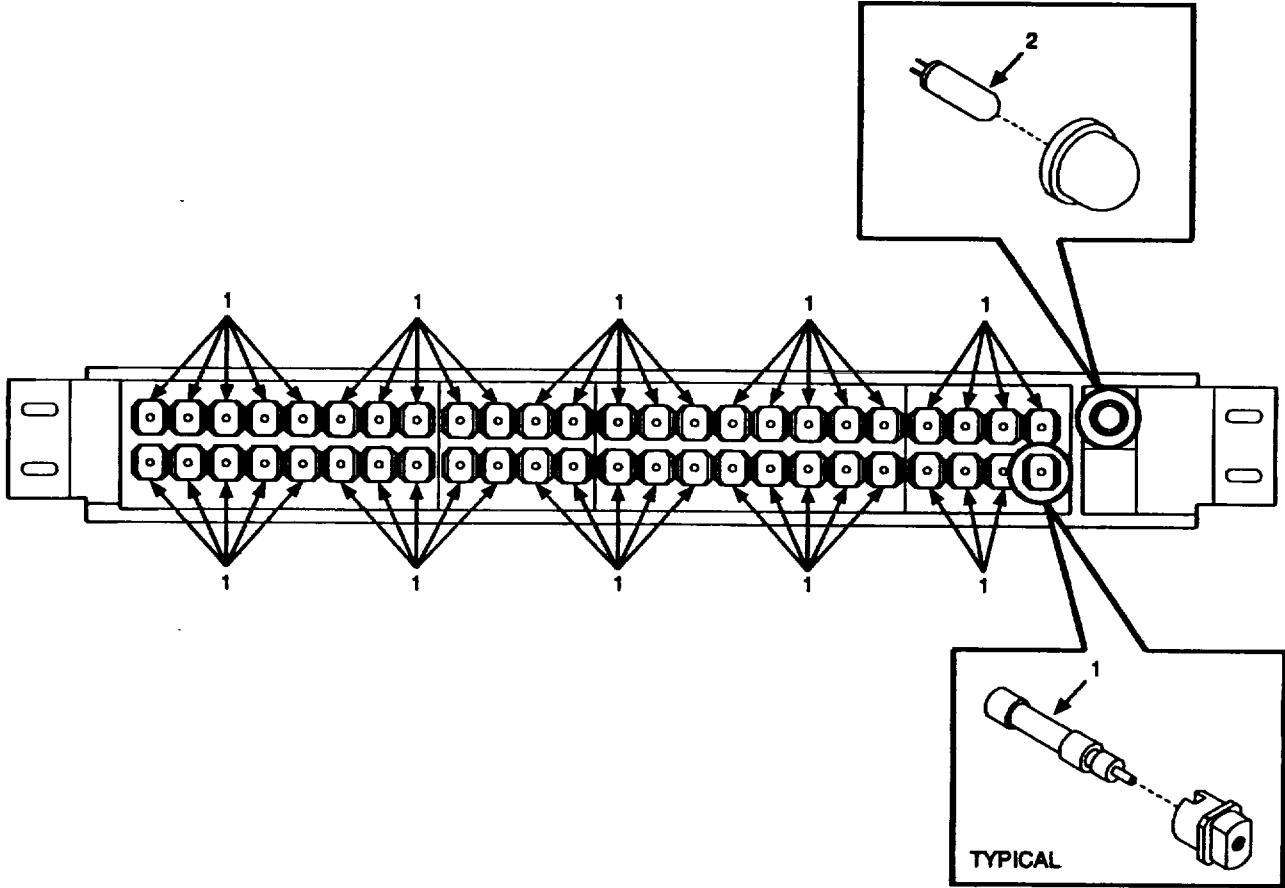
CE0XI-009

Figure 9. J98734AS-1 Line Repeater Shelf Assembly

SECTION II

TM 11-6030-200-23P

(1) ITEM NO	(2) SMR CODE	(3) CAGEC	(4) PART NUMBER	(5) DESCRIPTION AND USABLE ON CODES (UOC)	(6) QTY
				GROUP 0202 J98734S-1 LINE REPEATER SHELF ASSEMBLY.	
				FIG. 9	
1	PAODD	64959	11F	CIRCUIT CARD ASSEMB END OF FIGURE	12



CE0XI-010

Figure 10. ED2C645-30 Low Voltage Fuse Panel

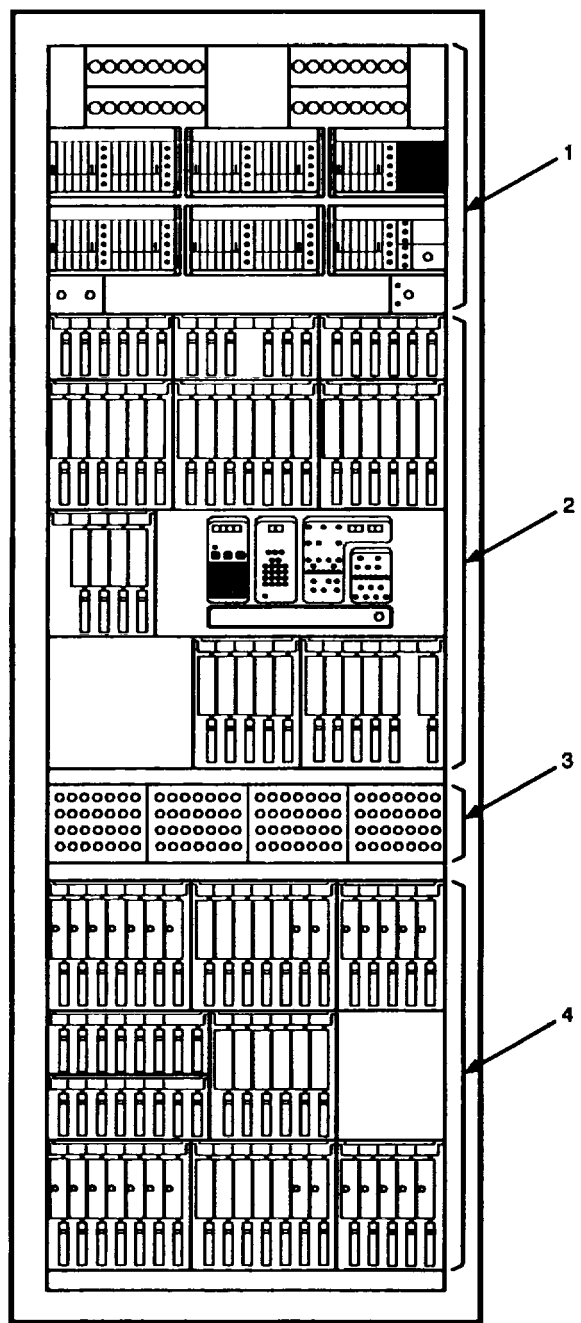
SECTION II

TM 11-6030-200-23P

(1) ITEM NO	(2) SMR CODE	(3) CAGEC	(4) PART NUMBER	(5) DESCRIPTION AND USABLE ON CODES (UOC)	(6) QTY
				GROUP 0203 ED2C645-30 LOW VOLTAGE FUZE PANEL.	
				FIG. 10	
1	PAOZZ	64959	70C	FUSE, CARTRIDGE	48
2	PAOZZ	64959	MI	LAMP, INCANDESCENT	1

END OF FIGURE

10-1



CE0XI-011

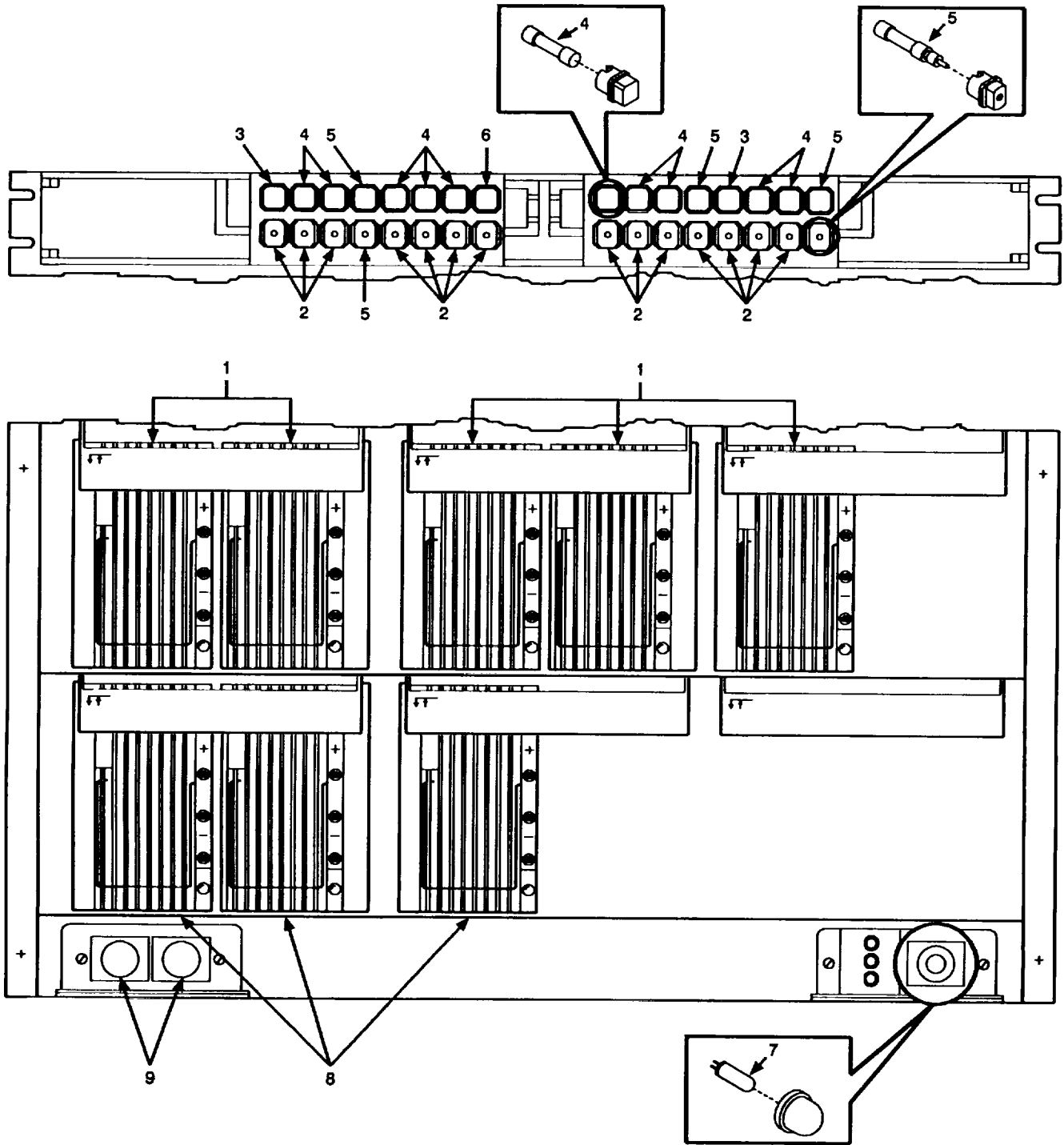
Figure 11. Multiplexer-Monitor and Control Group OB-107(V)/FAC-4(V)

SECTION II

TM 11-6030-200-23P

(1) ITEM NO	(2) SMR CODE	(3) CAGEC	(4) PART NUMBER	(5) DESCRIPTION AND USABLE ON CODES (UOC)	(6) QTY
				GROUP 03 MULTIPLEXER-MONITOR AND CONTROL GROUP. OB-107(V)/FAC-4(V)	
				FIG. 11	
1	XBDDD	64959	J98734AN-1L1,L2	MX3 POWER ASSEMBLY (SEE FIG. 12 FOR PARTS)	1
2	XBDDD	64959	J98734AP-1L1	MX3 MUX MON CTL/D53 (SEE FIG. 13..... FOR PARTS)	1
3	XBDDD	64959	ED2C602-30G1,A	MX3 PWR DIST PANEL (SEE FIG. 14..... FOR PARTS)	1
4	XBDDD	64959	J98734AD1L1	DBL MULDEM MOD ASSY (SEE FIG. 15..... FOR PARTS)	1

END OF FIGURE



CE0XI-012

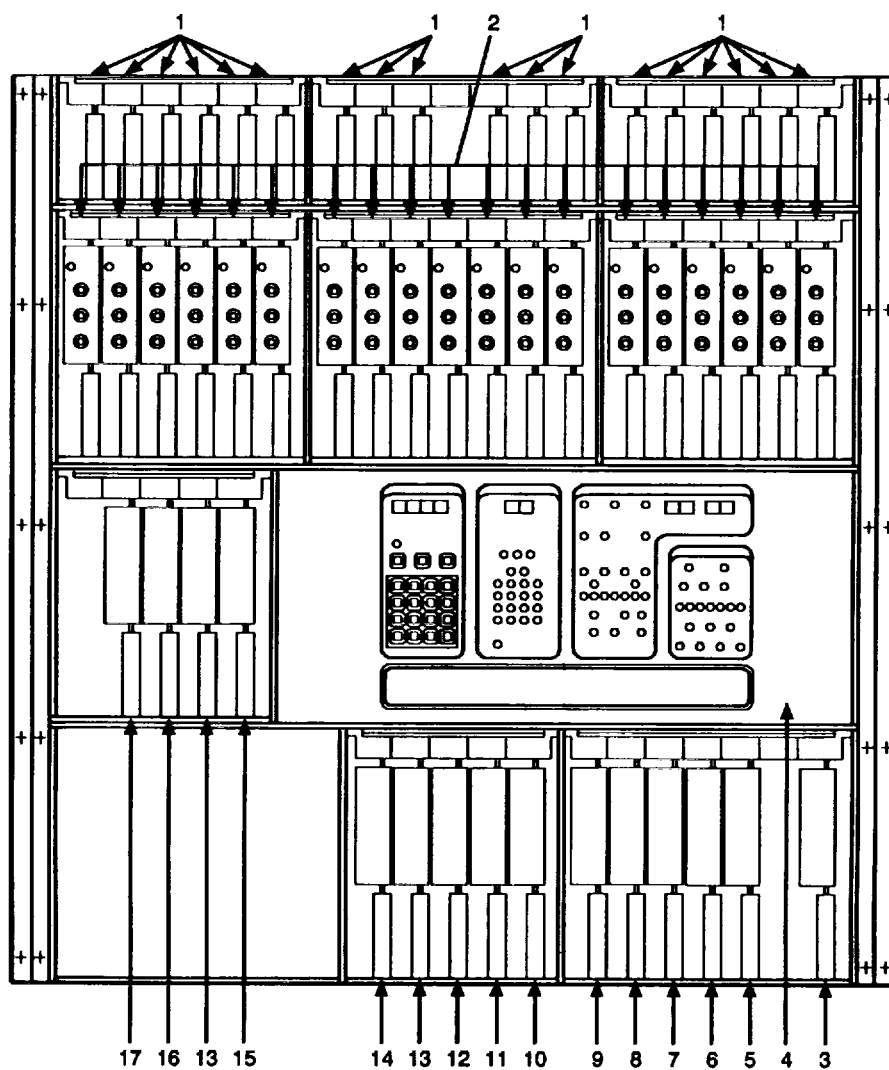
Figure 12. J98734AN-1 MX3 Power Assembly

SECTION II

TM 11-6030-200-23P

(1) ITEM NO	(2) SMR CODE	(3) CAGEC	(4) PART NUMBER	(5) DESCRIPTION AND USABLE ON CODES (UOC)	(6) QTY
				GROUP 0301 J98734A-1 MX3 POWER ASSEMBLY.	
				FIG. 12	
1	PAODD	64959	131L1A	CIRCUIT CARD ASSEMB	5
2	PAOZZ	64959	70G	FUSE, CARTRIDGE	14
3	PAOZZ	64959	74F	FUSE, CARTRIDGE	2
4	PAOZZ	64959	KS21938L7	FUSE, CARTRIDGE	10
5	XBOZZ	71400	72A	DUMMY FUSE	5
6	PAOZZ	64959	KS21938L6	FUSE, CARTRIDGE	1
7	PAOZZ	64959	E3	LAMP, INCANDESCENT	1
8	PAODD	64959	131T1	CIRCUIT CARD ASSEMB	3
9	PAOZZ	64959	A3	LAMP, INCANDESCENT	2

END OF FIGURE



CE0XI-013

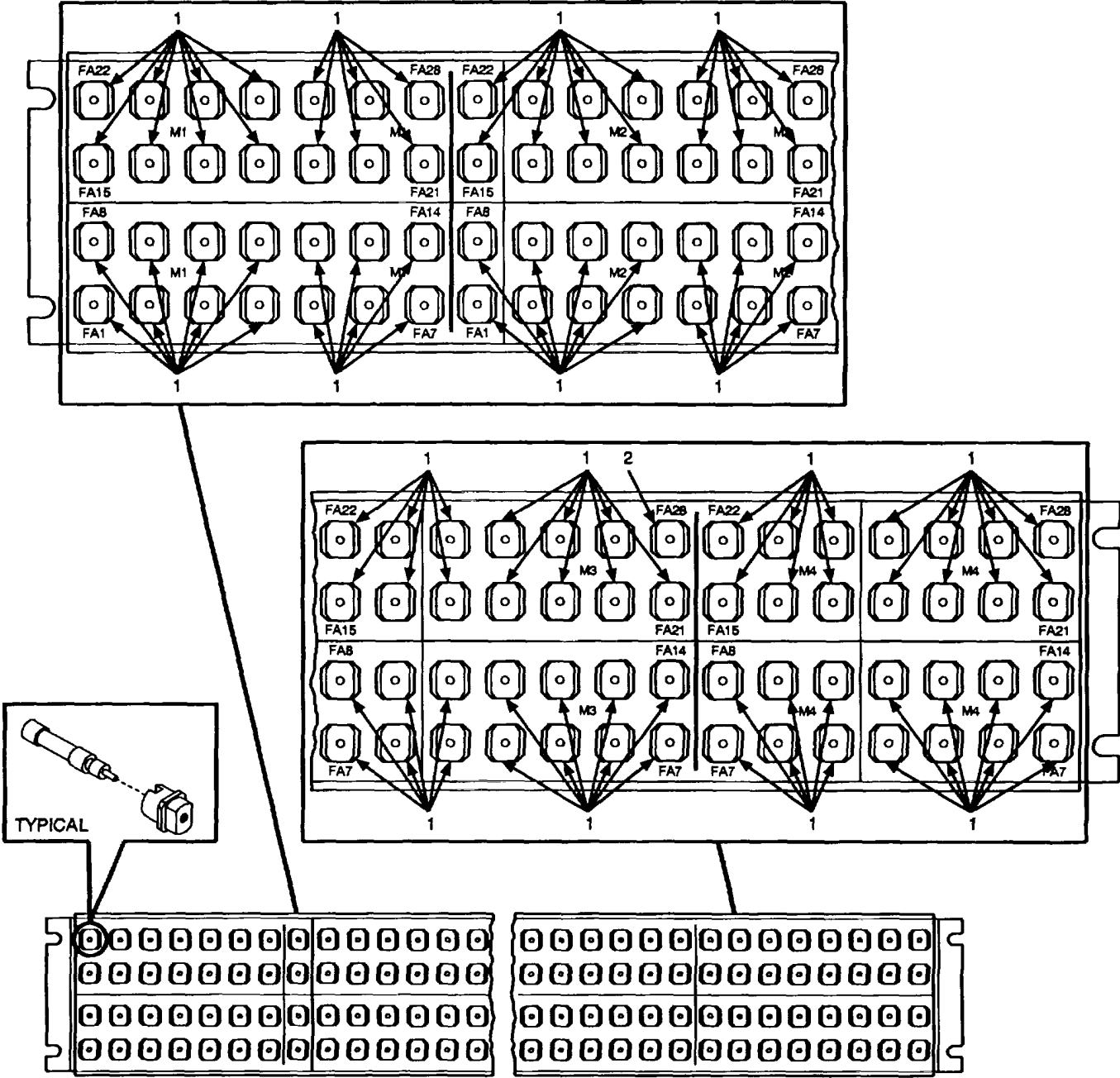
Figure 13. J98734AP-1 MX3 Multiplex Monitor, Control and DS3

SECTION II

TM 11-6030-200-23P

(1) ITEM NO	(2) SMR CODE	(3) CAGEC	(4) PART NUMBER	(5) DESCRIPTION AND USABLE ON CODES (UOC)	(6) QTY
				GROUP 0302 J98734AP-1 MX3 MULTIPLEX MONITOR, CONTROL AND D53.	
				FIG. 13	
1	PAOZZ	64959	TG28C	CIRCUIT CARD ASSEMB	18
2	PAODD	64959	TM109C	CIRCUIT CARD ASSEMB	19
3	PAOZZ	64959	TM334	CIRCUIT CARD ASSEMB	1
4	PAODD	64959	114A	PANEL, INDICATOR	1
5	PAODD	64959	ED2C673-30G1	CIRCUIT CARD ASSEMB	1
6	PAODD	64959	TM136	CIRCUIT CARD ASSEMB	1
7	PAOZZ	64959	TM141	CIRCUIT CARD ASSEMB	1
8	PAOZZ	64959	TM140	CIRCUIT CARD ASSEMB	1
9	PAOZZ	64959	TM138	CIRCUIT CARD ASSEMB	1
10	PAOZZ	64959	TM130B	CIRCUIT CARD ASSEMB	1
11	PAOZZ	64959	TM131	CIRCUIT CARD ASSEMB	1
12	PAOZZ	64959	TM129B	CIRCUIT CARD ASSEMB	1
13	PAOZZ	64959	TM132	CIRCUIT CARD ASSEMB	2
14	PAODD	64959	TM120B	CIRCUIT CARD ASSEMB	1
15	PAOZZ	64959	TM143	CIRCUIT CARD ASSEMB	1
16	PAOZZ	64959	ED2C705-30-G1	CIRCUIT CARD ASSEMB	1
17	PAOZZ	64959	TM125	CIRCUIT CARD ASSEMB	1

END OF FIGURE



CE0XI-014

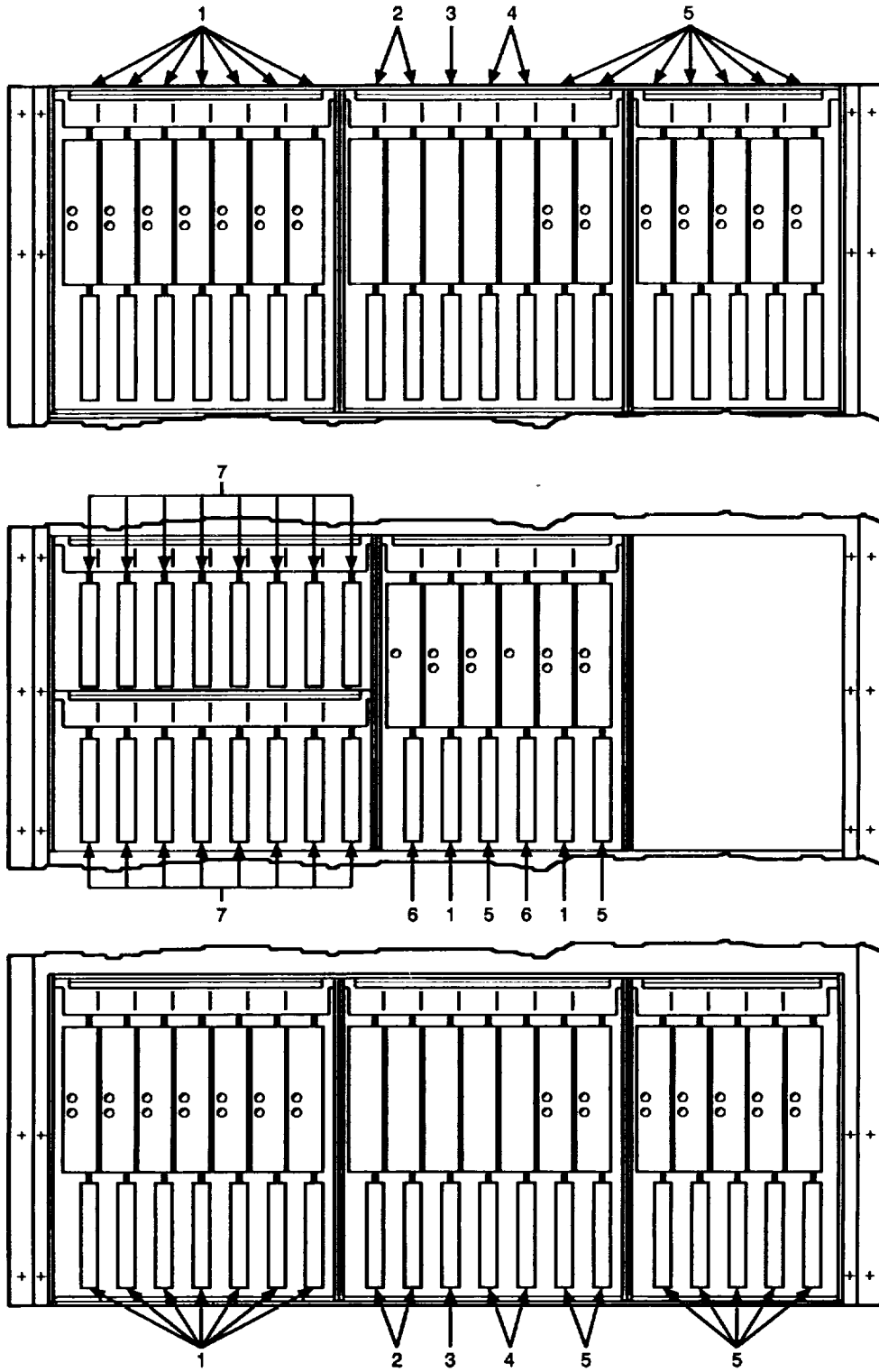
Figure 14. ED2C602-30G1 MX3 Power Distribution Panel

SECTION II

TM 11-6030-200-23P

(1) ITEM NO	(2) SMR CODE	(3) CAGEC	(4) PART NUMBER	(5) DESCRIPTION AND USABLE ON CODES (UOC)	(6) QTY
				GROUP 0303 ED2C602-30G1 MX3 POWER DISTRIBUTION PANEL	
				FIG. 14	
1	PAOZZ	64959	70D	FUSE, CARTRIDGE	111
2	XBOZZ	71400	72A	DUMMY FUSE	1

END OF FIGURE



CEOXI-015

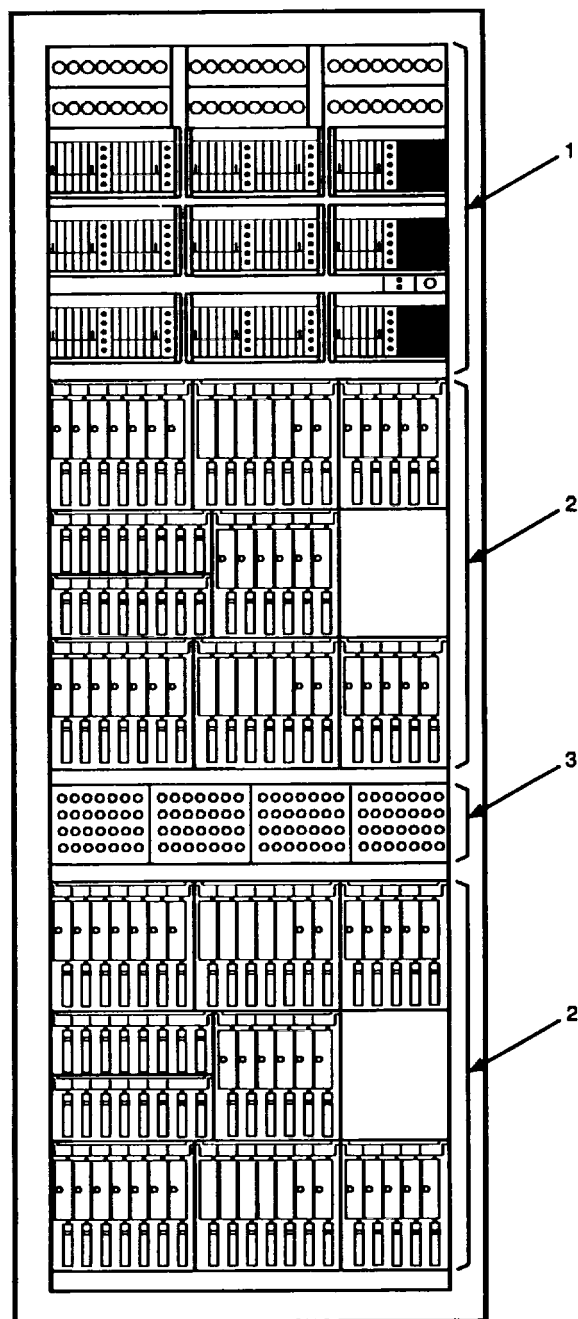
Figure 15. J98734AD1 Double Muldem Module Assembly

SECTION II

TM 11-6030-200-23P

(1) ITEM NO	(2) SMR CODE	(3) CAGEC	(4) PART NUMBER	(5) DESCRIPTION AND USABLE ON CODES (UOC)	(6) QTY
				GROUP 0304 J98734AD1 DOUBLE MULDEM MODULE ASSEMBLY.	
				FIG. 15	
1	PAOZZ	64959	TM100	CIRCUIT CARD ASSEMB	16
2	PAODD	64959	TM118	CIRCUIT CARD ASSEMB.....	4
3	PAODD	64959	TM115	CIRCUIT CARD ASSEMB	2
4	PAODD	64959	TM119	CIRCUIT CARD ASSEMB	4
5	PAODD	64959	TM101B	CIRCUIT CARD ASSEMB	16
6	PAOZZ	64959	TM116	CIRCUIT CARD ASSEMB	2
7	PAOZZ	64959	TG10	CIRCUIT CARD ASSEMB	16

END OF FIGURE



CEOXI-016

Figure 16. Multiplexer-Monitor and Control Group OB-110(V)/FAC-4(V)

SECTION II

TM 11-6030-200-23P

(1) ITEM NO	(2) SMR CODE	(3) CAGEC	(4) PART NUMBER	(5) DESCRIPTION AND USABLE ON CODES (UOC)	(6) QTY
				GROUP 04 MULTIPLEXER-MONITOR AND CONTROL GROUP. OB-110(Y)/FAC-4(V)	
				FIG. 16	
1	XBFDD	64959	J98734AK-L1L,L2	MX3 POWER ASSEMBLY (SEE FIG. 17 FOR PARTS)	1
2	XBFDD	64959	J98734AD1L1	DBL MULDEM MOD ASSY (SEE .. 15 FOR PARTS)	2
3	XBFDD	64959	ED2C602-3001,A	MX3 PWR DIST PANEL (SEE FIG 14..... FOR PARTS)	1
				END OF FIGURE	

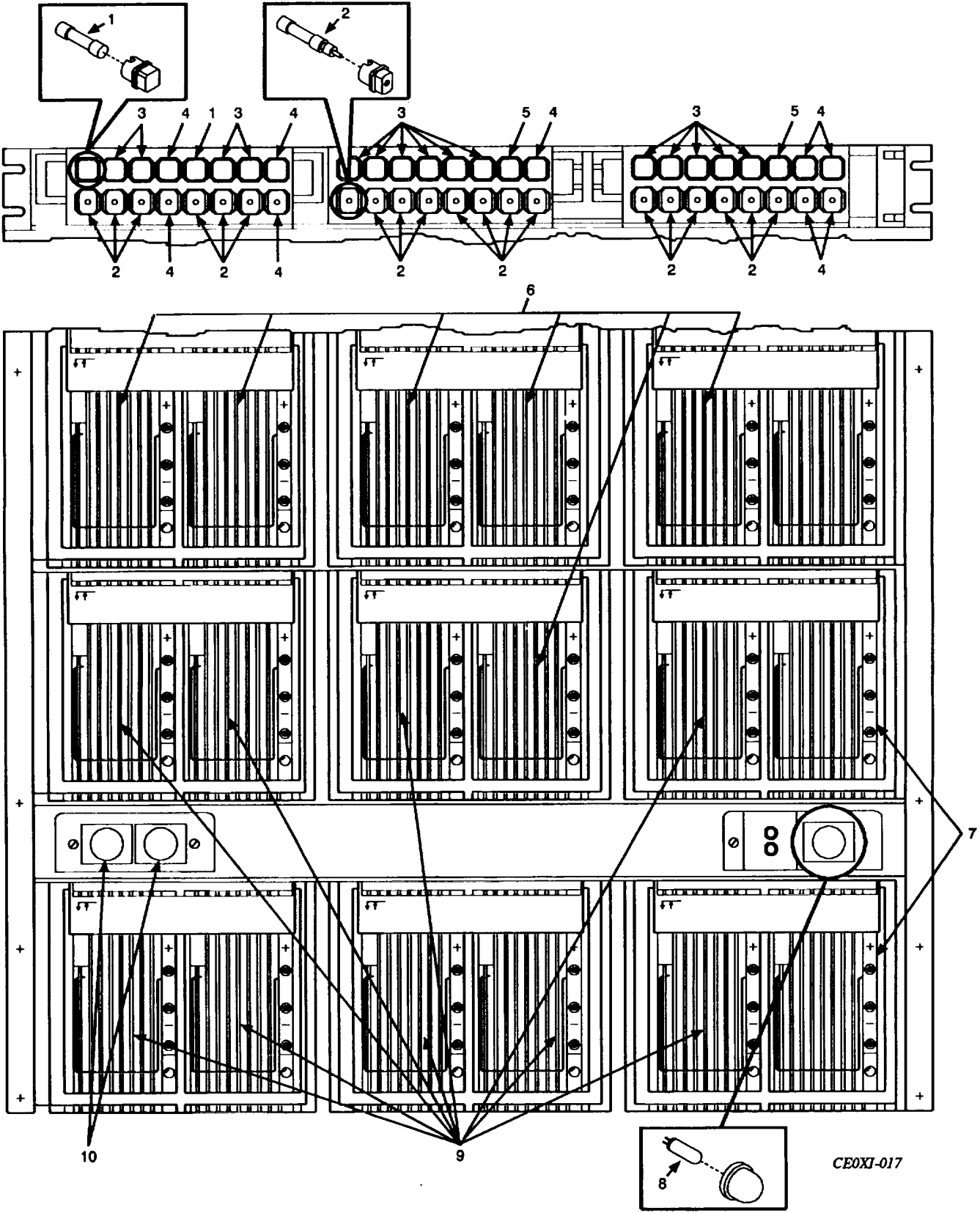


Figure 17. J98734AK-1 MX Power Assembly

SECTION II

TM 11-6030-200-23P

(1) ITEM NO	(2) SMR CODE	(3) CAGEC	(4) PART NUMBER	(5) DESCRIPTION AND USABLE ON CODES (UOC)	(6) QTY
				GROUP 0401 J98734AK-1 MX3 POWER ASSEMBLY.	
				FIG. 17	
1	PAOZZ	64959	74F	FUSE, CARTRIDGE	2
2	PAOZZ	64959	70G	FUSE, CARTRIDGE	20
3	PAOZZ	64959	KS21938L7	FUSE, CARTRIDGE	15
4	XBOZZ	71400	72A	DUMMY FUSE	9
5	PAOZZ	64959	KS21938L6	FUSE, CARTRIDGE	2
6	PAODD	64959	131L1A	CIRCUIT CARD ASSEMB	6
7	PAODD	64959	130R1	CIRCUIT CARD ASSEMB	2
8	PAOZZ	64959	E3	LAMP, INCANDESCENT	1
9	PAODD	64959	131T1	CIRCUIT CARD ASSEMB	9
10	PAOZZ	64959	A3	LAMP, INCANDESCENT	2

END OF FIGURE

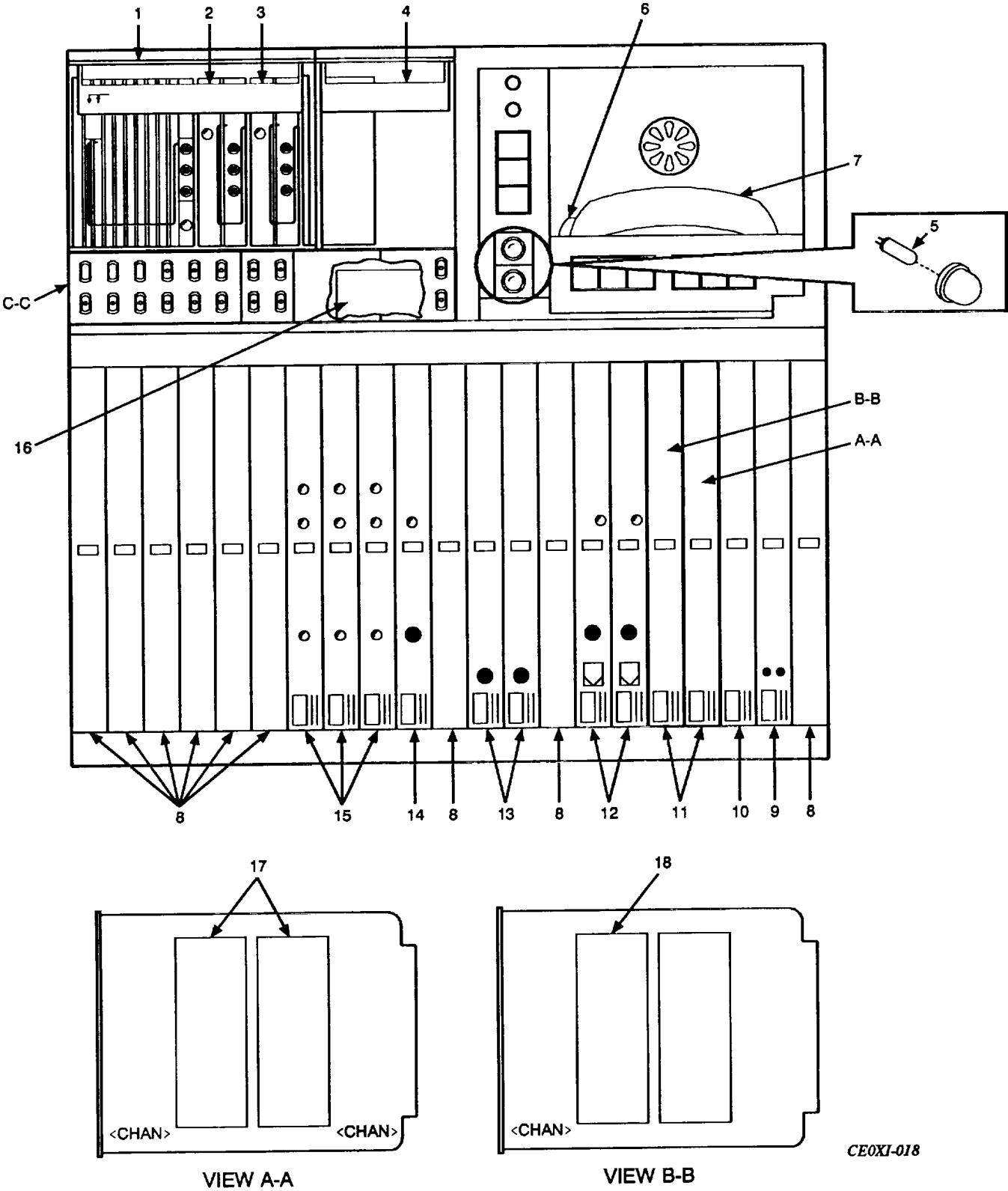
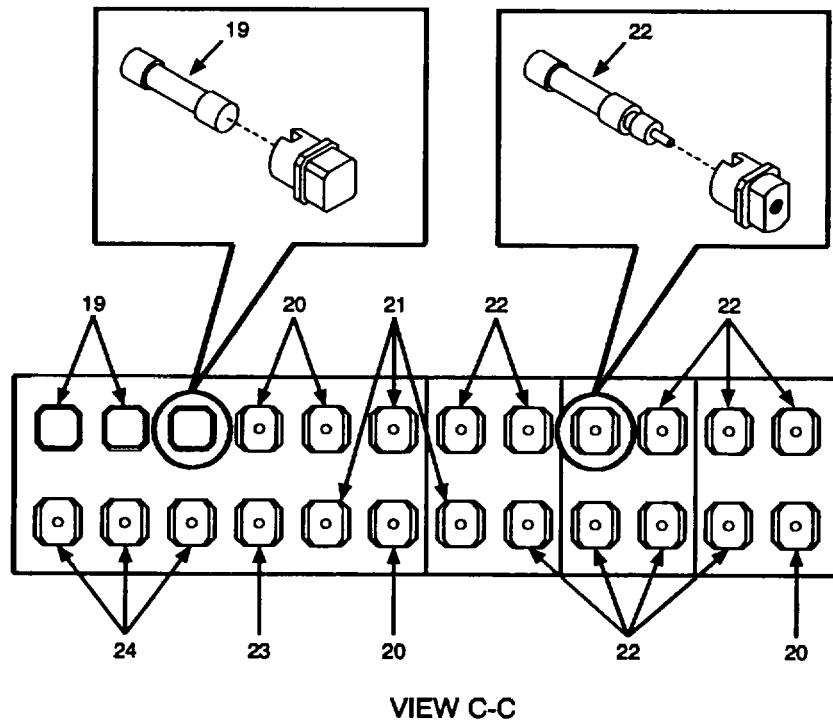


Figure 18. Interconnecting Maintenance and Telemetry Group OA-9276(V)/FAC-4(V) (Sheet 1 of 2)

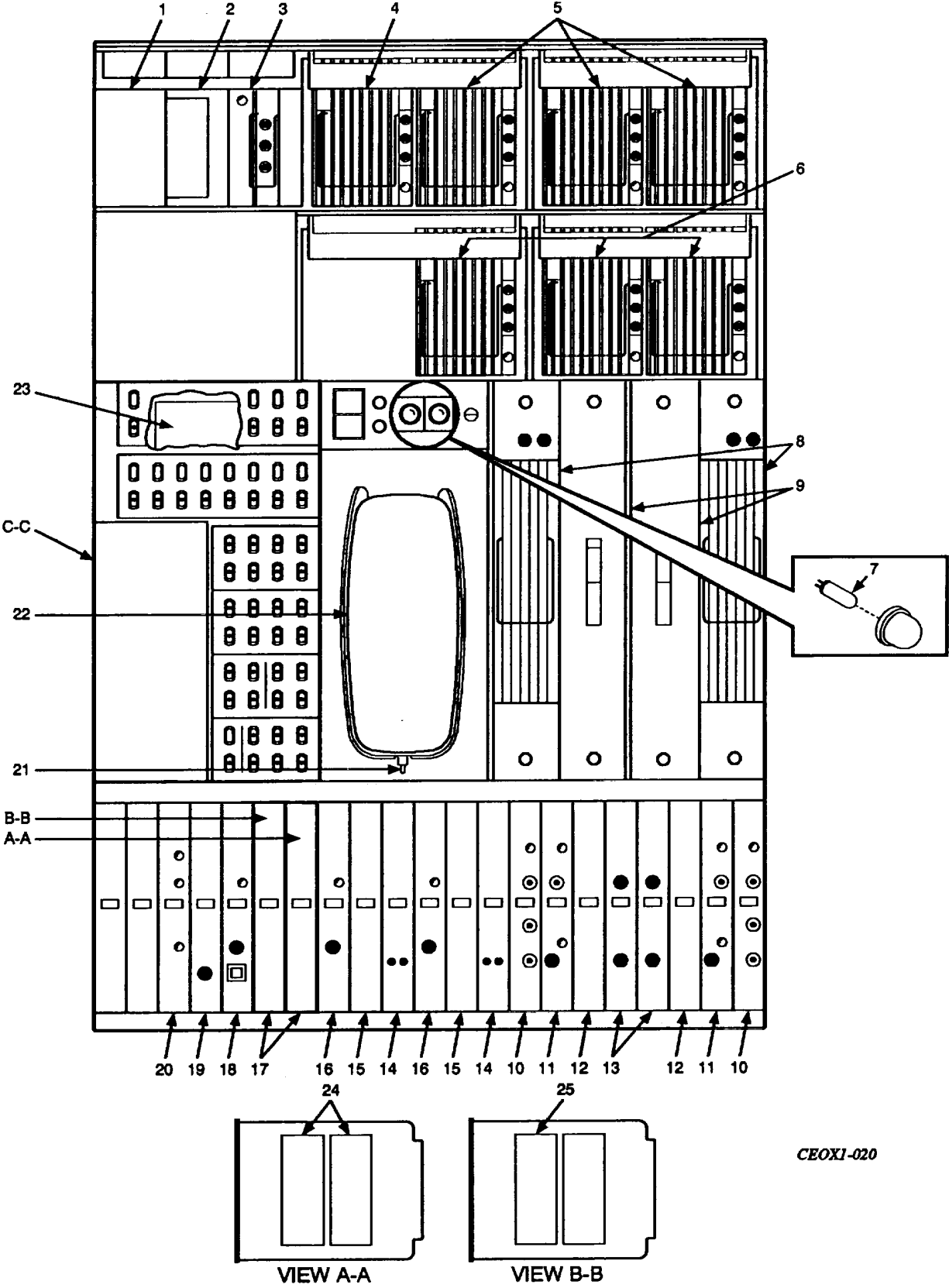


CE0XI-019

Figure 18. Interconnecting Maintenance and Telemetry Group OA-9276(V)/FAC-4(V) (Sheet 2 of 2)

(1) ITEM NO	(2) SMR CODE	(3) CAGEC	(4) PART NUMBER	(5) DESCRIPTION AND USABLE ON CODES (UOC)	(6) QTY
				GROUP 05 INTERCONNECTING MAINTENANCE AND TELEMETRY GROUP OA-9276(V)/FAC-4(V)	
				FIG. 18	
1	PAODD	64959	131L1A	CIRCUIT CARD ASSEMB	1
2	PAODD	64959	130N1	CIRCUIT CARD ASSEMB	1
3	PAODD	64959	130D	CIRCUIT CARD ASSEMB	1
4	PAOZZ	64959	ACM1	CIRCUIT CARD ASSEMB	1
5	PAOZZ	64959	MI	LAMP, INCANDESCENT	2
6	PAOZZ	64959	D4DC-29	CORD, TELEPHONE	1
7	PAOZZ	64959	CS2223A-58	TELEPHONE SET	1
8	PAOZZ	64959	157A	TERMINAL BOARD	9
9	PAODD	64959	YA234	CIRCUIT CARD ASSEMB	1
10	PAOZZ	64959	YA233	CIRCUIT CARD ASSEMB	1
11	PAOZZ	64959	YA232	CIRCUIT CARD ASSEMB	2
12	PAODD	64959	YA236	CIRCUIT CARD ASSEMB	2
13	PAOZZ	64959	YA231	CIRCUIT CARD ASSEMB	2
14	PAOZZ	64959	YA238	CIRCUIT CARD ASSEMB	1
15	PAOZZ	64959	YA237	CIRCUIT CARD ASSEMB	3
16	PAOZZ	64959	ED2C786-30G1	CIRCUIT CARD ASSEMB	2
17	PAOZZ	64959	65E	CIRCUIT CARD ASSEMB	2
18	PAOZZ	64959	65F	CIRCUIT CARD ASSEMB	1
19	PAOZZ	64959	KS21938L7	FUSE, CARTRIDGE	3
20	PAOZZ	64959	70B	FUSE, CARTRIDGE	4
21	PAOZZ	64959	70C	FUSE, CARTRIDGE	3
22	PAOZZ	64959	70A	FUSE, CARTRIDGE	10
23	PAOZZ	64959	70D	FUSE, CARTRIDGE	1
24	PAOZZ	64959	70E	FUSE, CARTRIDGE	3

END OF FIGURE



CEOXI-020

Figure 19. Interconnecting Maintenance and Telemetry Group OA-9284/FAC-4(V) (Sheet 1 of 2)

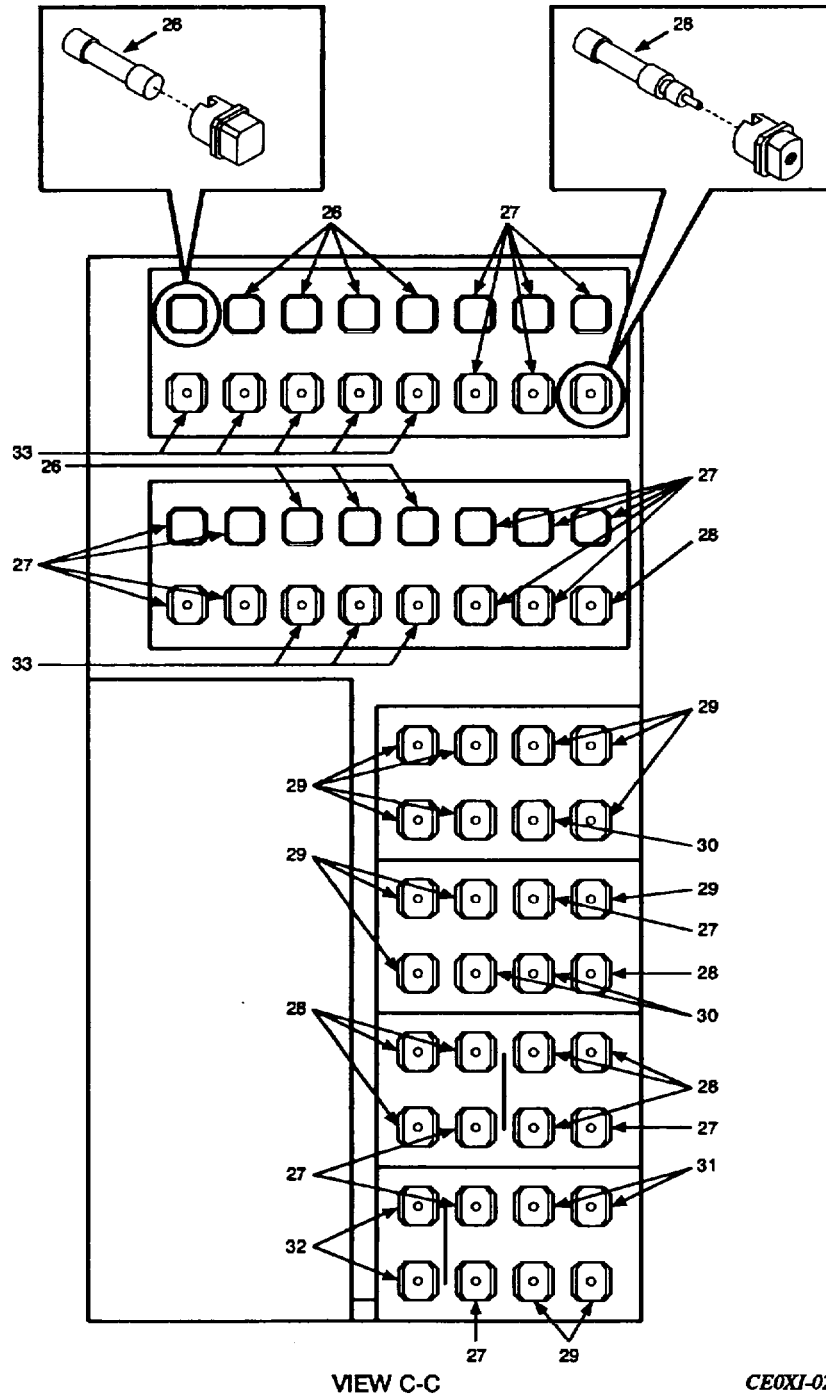
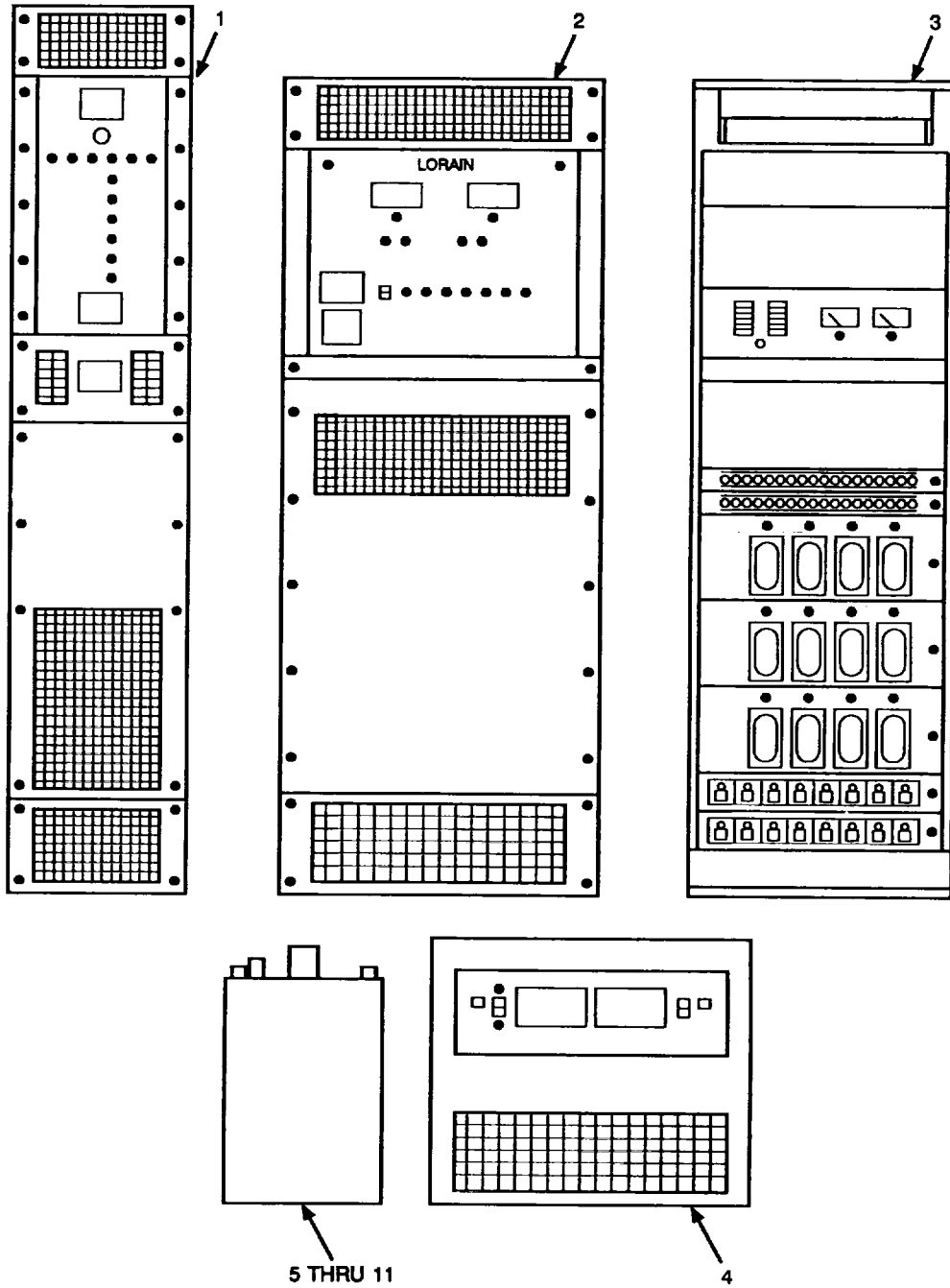


Figure 19. Interconnecting Maintenance and Telemetry Group OA-9284/FAC-4(V) (Sheet 2 of 2)

(1) ITEM NO	(2) SMR CODE	(3) CAGEC	(4) PART NUMBER	(5) DESCRIPTION AND USABLE ON CODES (UOC)	(6) QTY
				GROUP 06 INTERCONNECTING MAINTENANCE AND TELEMETRY GROUP. OA-9284/FAC-4(V)	
				FIG. 19	
1	PAOZZ	64959	ACM4	CIRCUIT CARD ASSEMB	1
2	PAOZZ	64959	ACM1	CIRCUIT CARD ASSEMB	1
3	PAODD	64959	130D	CIRCUIT CARD ASSEMB	1
4	PAODD	64959	131AB1	CIRCUIT CARD ASSEMB	1
5	PAODD	64959	131L1A	CIRCUIT CARD ASSEMB	3
6	PAODD	64959	131T1	CIRCUIT CARD ASSEMB	3
7	PAOZZ	64959	M1LAMP	LAMP, INCANDESCENT,	2
8	PAODD	64959	11F	CIRCUIT CARD ASSEMB	2
9	PAODD	64959	ALA6	CIRCUIT CARD ASSEMB	2
10	PAOZZ	64959	ACC21	CIRCUIT CARD ASSEMB	2
11	PAOZZ	64959	ACC23B	CIRCUIT CARD ASSEMB	2
12	PAOZZ	64959	ACC22	CIRCUIT CARD ASSEMB	2
13	PAODD	64959	ACC24	CIRCUIT CARD ASSEMB	2
14	PAODD	64959	YA234	CIRCUIT CARD ASSEMB	2
15	PAOZZ	64959	YA233	CIRCUIT CARD ASSEMB	2
16	PAOZZ	64959	YA238	CIRCUIT CARD ASSEMB	2
17	PAOZZ	64959	YA232	CIRCUIT CARD ASSEMB	2
18	PAOZZ	64959	YA236	CIRCUIT CARD ASSEMB	1
19	PAOZZ	64959	YA231	CIRCUIT CARD ASSEMB	1
20	PAOZZ	64959	YA237	CIRCUIT CARD ASSEMB	1
21	PAOZZ	64959	D4DC-29	CORD, TELEPHONE	1
22	PAOZZ	64959	CS2224A-58	TELEPHONE SET	1
23	PAOZZ	64959	ED2C786-3001	CIRCUIT CARD ASSEMB	1
24	PAOZZ	64959	65E	CIRCUIT CARD ASSEMB	2
25	PAOZZ	64959	65F	CIRCUIT CARD ASSEMB	1
26	PAOZZ	64959	KS21938L7	FUSE, CARTRIDGE	8
27	XBOZZ	71400	72A	DUMMY FUSE	19
28	PAOZZ	64959	70H	FUSE, CARTRIDGE	9
29	PAOZZ	04773	175-14307-05	FUSE, CARTRIDGE	13
30	PAOZZ	64959	70BFUSE	FUSE, CARTRIDGE	3
31	PAOZZ	64959	70A	FUSE, CARTRIDGE	2
32	PAOZZ	64959	70G	FUSE, CARTRIDGE	2
33	PAOZZ	64959	70E	FUSE, CARTRIDGE	8

END OF FIGURE



CE0XI-022

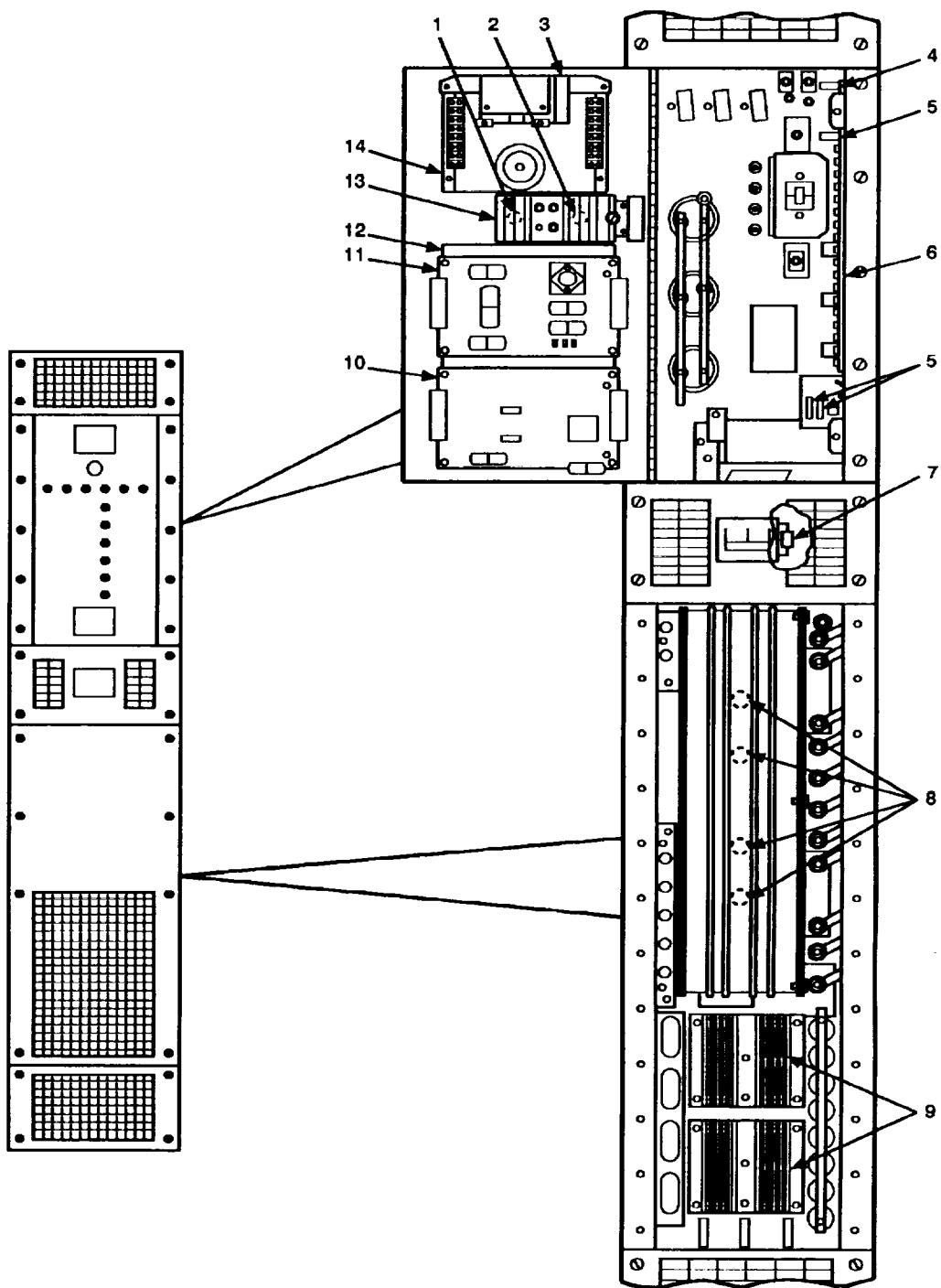
Figure 20. Power Supply PP-8130(V)/FAC-4(V)

SECTION II

TM 11-6030-200-23P

(1) ITEM NO	(2) SMR CODE	(3) CAGEC	(4) PART NUMBER	(5) DESCRIPTION AND USABLE ON CODES (UOC)	(6) QTY
				GROUP 07 POWER SUPPLY. PP-8130(V)/FAC-4(V)	
				FIG. 20	
1	XBDDD	74006	RL200D50	RECTIFIER, CONTROL	1
2	XBDDD	74006	RHM400D50	RECTIFIER, CONTROL	1
3	XBDDD	74006	1231A2	LIST 12 DC POWER SUPPLY	1
4	XBDDD	74006	WAA501B	INVERTER, DC TO AC	1
5	XBOZZ	74006	MCT2720	BATTERY, LEAD CALCIU.....	1
6	XBOZZ	74006	LCT1008	BATTERY, LEAD CALCIU.....	1
7	XBOZZ	74006	MCT2910	BATTERY, LEAD CALCIU.....	1
8	XBOZZ	74006	MCT3105	BATTERY, LEAD CALCIU.....	1
9	XBOZZ	74006	LCT1176	BATTERY, LEAD CALCIU.....	1
10	XBOZZ	74006	LCT1344	BATTERY, LEAD CALCIU.....	1
11	XBOZZ	74006	LCT2320	BATTERY, LEAD CALCIU.....	1

END OF FIGURE



CE0XJ-023

Figure 21. Control Rectifier, RL200D50

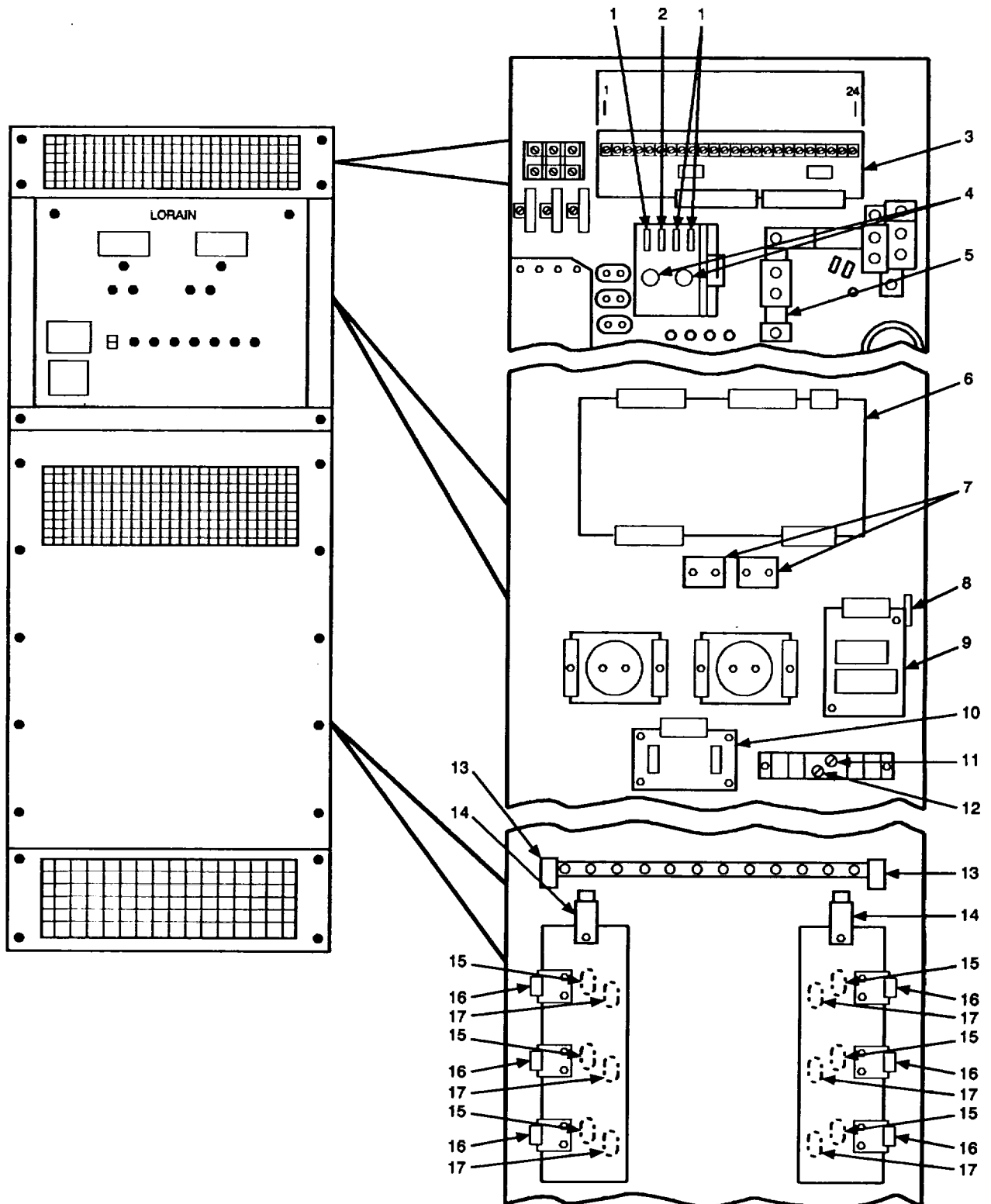
SECTION II

TM 11-6030-200-23P

(1) ITEM NO	(2) SMR CODE	(3) CAGEC	(4) PART NUMBER	(5) DESCRIPTION AND USABLE ON CODES (UOC)	(6) QTY
				GROUP 0701 CONTROL RECTIFIER, RL200D50.	
				FIG. 21	
1	PAOZZ	74006	2836-217	SEMICONDUCTOR DEVIC.....	1
2	PAOZZ	74006	2836-216	SEMICONDUCTOR DEVIC.....	1
3	PAOZZ	74006	4371-240	CIRCUIT CARD ASSEMB.....	1
4	PAOZZ	74006	2486-108	FUSE, CARTRIDGE.....	1
5	PAOZZ	74006	2486-102	FUSE, INDICATOR ALAR.....	3
6	PAOZZ	74006	4338-385	CIRCUIT CARD ASSEMB.....	1
7	PAOZZ	74006	2812-310	SEMICONDUCTOR DEVIC.....	1
8	PAOZZ	74006	2814-222	SEMICONDUCTOR DEVIC.....	4
9	PAOZZ	74006	2865-050	SEMICONDUCTOR DEVIC.....	2
10	PAOZZ	74006	4338-415	CIRCUIT CARD ASSEMB.....	1
11	PAOZZ	74006	4865-638	CIRCUIT CARD ASSEMB.....	1
12	PAODD	74006	4865-103	CIRCUIT CARD ASSEMB.....	1
13	PAOZZ	74006	4861-029	CIRCUIT CARD ASSEMB.....	1
14	PAOZZ	74006	4371-323	CIRCUIT CARD ASSEMB.....	1

END OF FIGURE

21-1



CE0XI-024

Figure 22. Control Rectifier, RHM 400D50

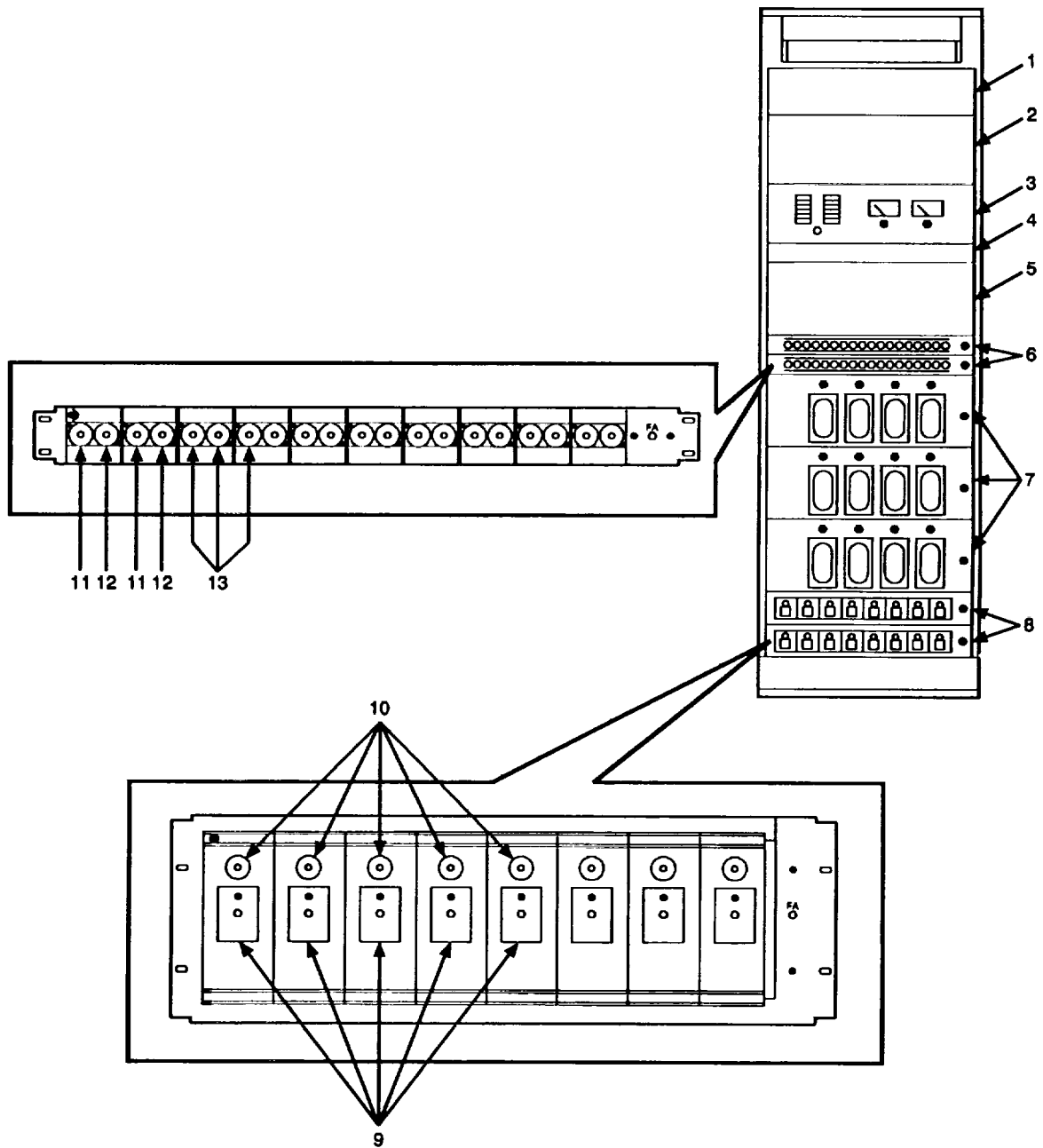
SECTION II

TM 11-6030-200-23P

(1) ITEM NO	(2) SMR CODE	(3) CAGEC	(4) PART NUMBER	(5) DESCRIPTION AND USABLE ON CODES (UOC)	(6) QTY
				GROUP 0702 CONTROL RECTIFIER, RHM400D50.	
				FIG. 22	
1	PAOZZ	74006	2486-102	FUSE, INDICATOR ALAR	3
2	PAOZZ	74006	2486-109	FUSE, CARTRIDGE	1
3	PAOZZ	74006	4338-362	CIRCUIT CARD ASSEMB	1
4	PAOZZ	74006	2483-240	FUSE, CARTRIDGE	2
5	PAOZZ	74006	2485-466	FUSE, CARTRIDGE	1
6	PAOZZ	74006	4832-038	ALM ASSEMBLY	1
7	PAOZZ	74006	4257-022	LIGHT EMITTING DIOD	2
8	PAOZZ	74006	2812-310	SEMICONDUCTOR DEVIC	1
9	PAOZZ	74006	4865-622	PRINTED CIRCUIT BOA	1
10	PAOZZ	74006	4865-644	CIRCUIT CARD ASSEMB	1
11	PAOZZ	74006	2836-217	SEMICONDUCTOR DEVIC	1
12	PAOZZ	74006	2836-216	SEMICONDUCTOR DEVIC	1
13	PAOZZ	74006	2483-525	FUSE, CARTRIDGE	2
14	PAOZZ	74006	4338-371	CIRCUIT CARD ASSEMB	2
15	PAOZZ	03508	C180C	SEMICONDUCTOR DEVIC	6
16	PAOZZ	74006	4334-016	DEP REPORTED STK-NO	6
17	PAOZZ	74006	2814-222	SEMICONDUCTOR DEVIC	6

END OF FIGURE

22-1



CE0XI-025

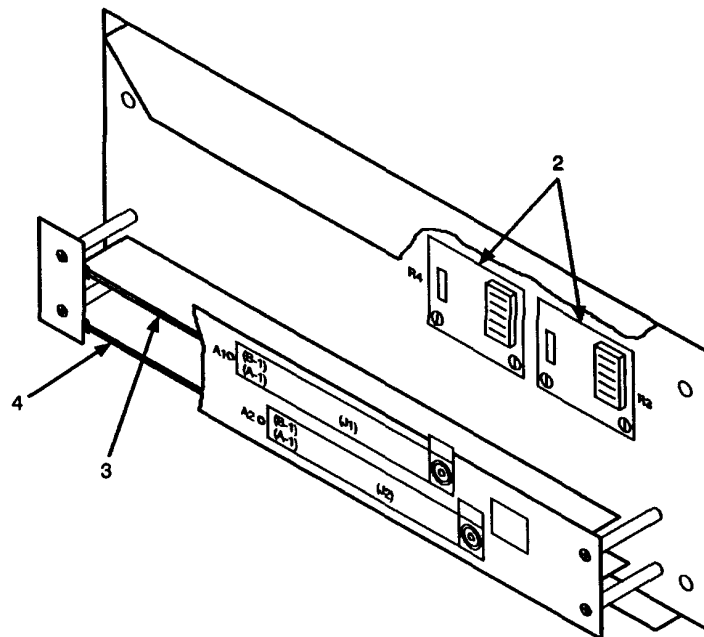
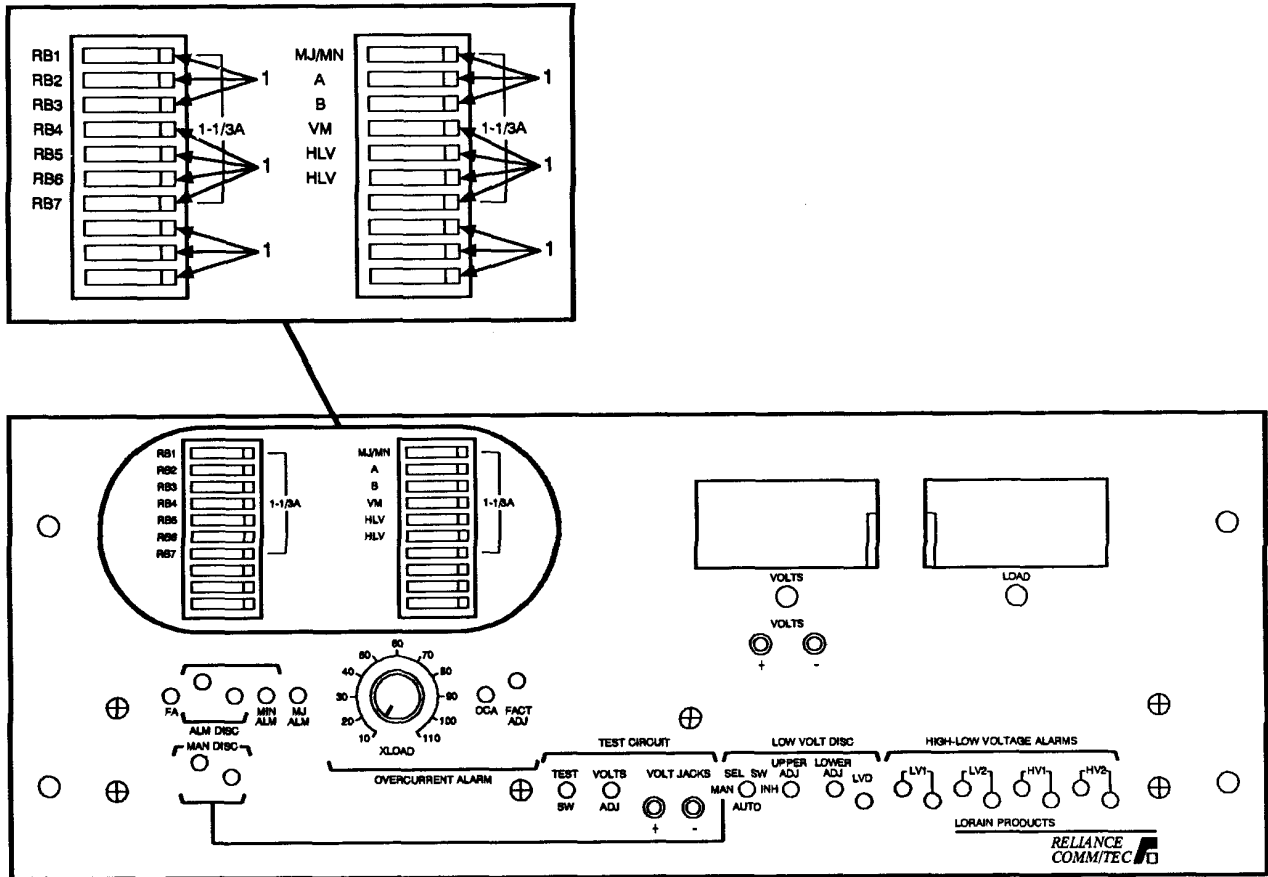
Figure 23. DC Power Supply, 1231A2

SECTION II

TM 11-6030-200-23P

(1) ITEM NO	(2) SMR CODE	(3) CAGEC	(4) PART NUMBER	(5) DESCRIPTION AND USABLE ON CODES (UOC)	(6) QTY
				GROUP 0703 DC POWER SUPPLY, 1231A2.	
				FIG. 23	
1	PAOZZ	74006	4376-057	SHUNT PANEL	1
2	PAOZZ	74006	3534-172	TERMINAL PANEL	1
3	XBFDD	74006	4374-175	PANEL, METERACONTROL (SEE FIG. 24..... FOR PARTS)	1
4	PAOZZ	74006	3531-106	PANEL, BLANK	1
5	PAOZZ	74006	4264-029	CONTACTOR PANL ASSY	1
6	XBDDD	74006	4318-015	DISTRIBUTION PANEL	2
7	XBDDD	74006	4317-055	DISTRIBUTION PANEL	3
8	XBDDD	74006	4317-040	DISTRIBUTION PANEL	2
9	PAOZZ	74006	2483-507	FUSE, CARTRIDGE	5
10	PAOZZ	74006	2486-202	FUSE, CARTRIDGE	5
11	PAOZZ	04773	175-14307-05	FUSE, CARTRIDGE	2
12	PAOZZ	74006	2486-208	FUSE, CARTRIDGE	2
13	PAOZZ	74006	2486-217	FUSE, CARTRIDE	3

END OF FIGURE



CE0X1-026

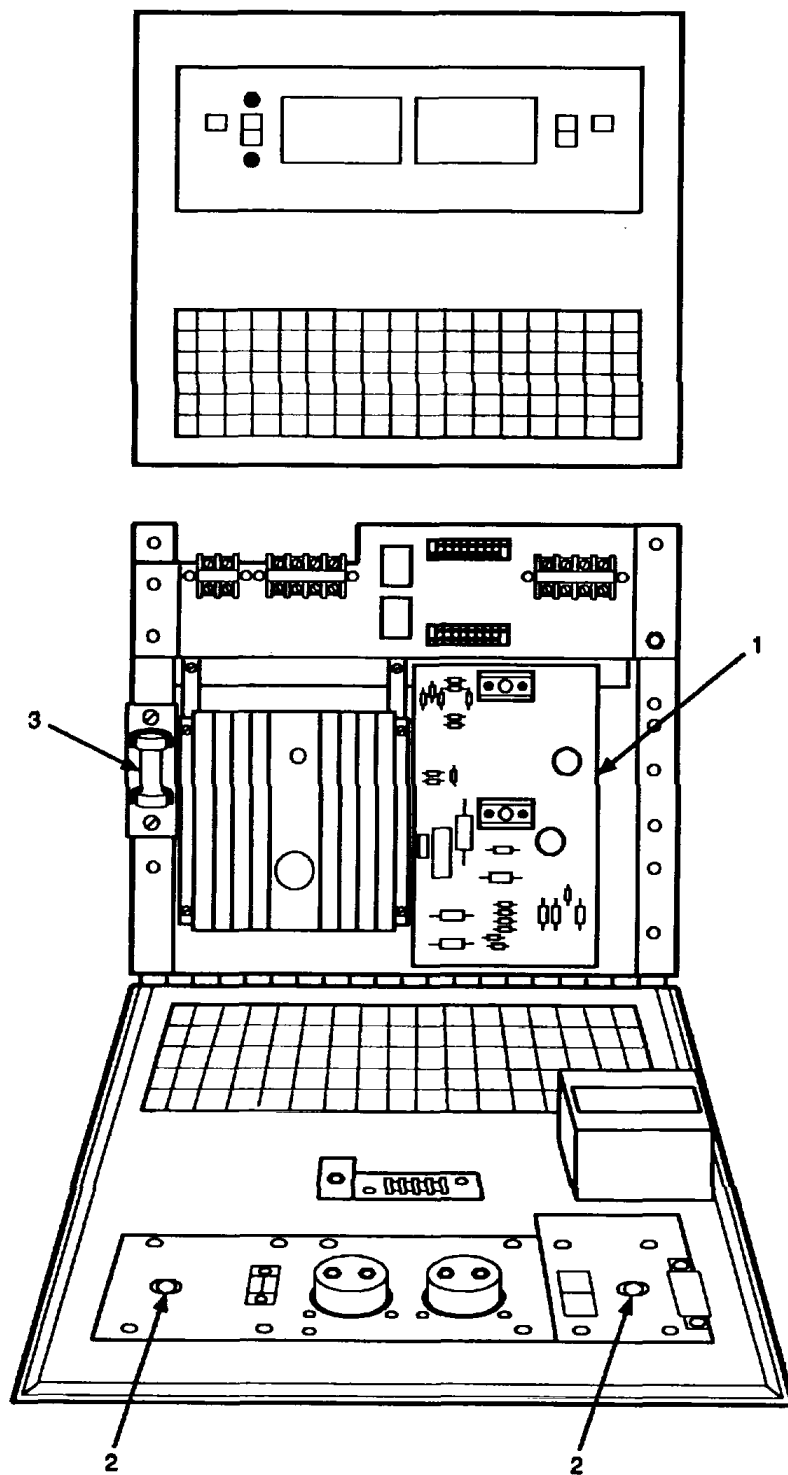
Figure 24. Meter and Control Panel, 4374-175

SECTION II

TM 11-6030-200-23P

(1) ITEM NO	(2) SMR CODE	(3) CAGEC	(4) PART NUMBER	(5) DESCRIPTION AND USABLE ON CODES (UOC)	(6) QTY
				GROUP 070301 METER AND CONTROL PANEL, 4374-175.	
				FIG. 24	
1	PAOZZ	74006	2486-107	FUSE, INDICATOR ALAR	20
2	PAOZZ	74006	4338-437	CIRCUIT CARD ASSEMB	2
3	PAOZZ	74006	4864-429	CIRCUIT CARD ASSEMB	1
4	PAOZZ	74006	4863-133	CIRCUIT CARD AS SEMB	1

END OF FIGURE



CE0XI-027

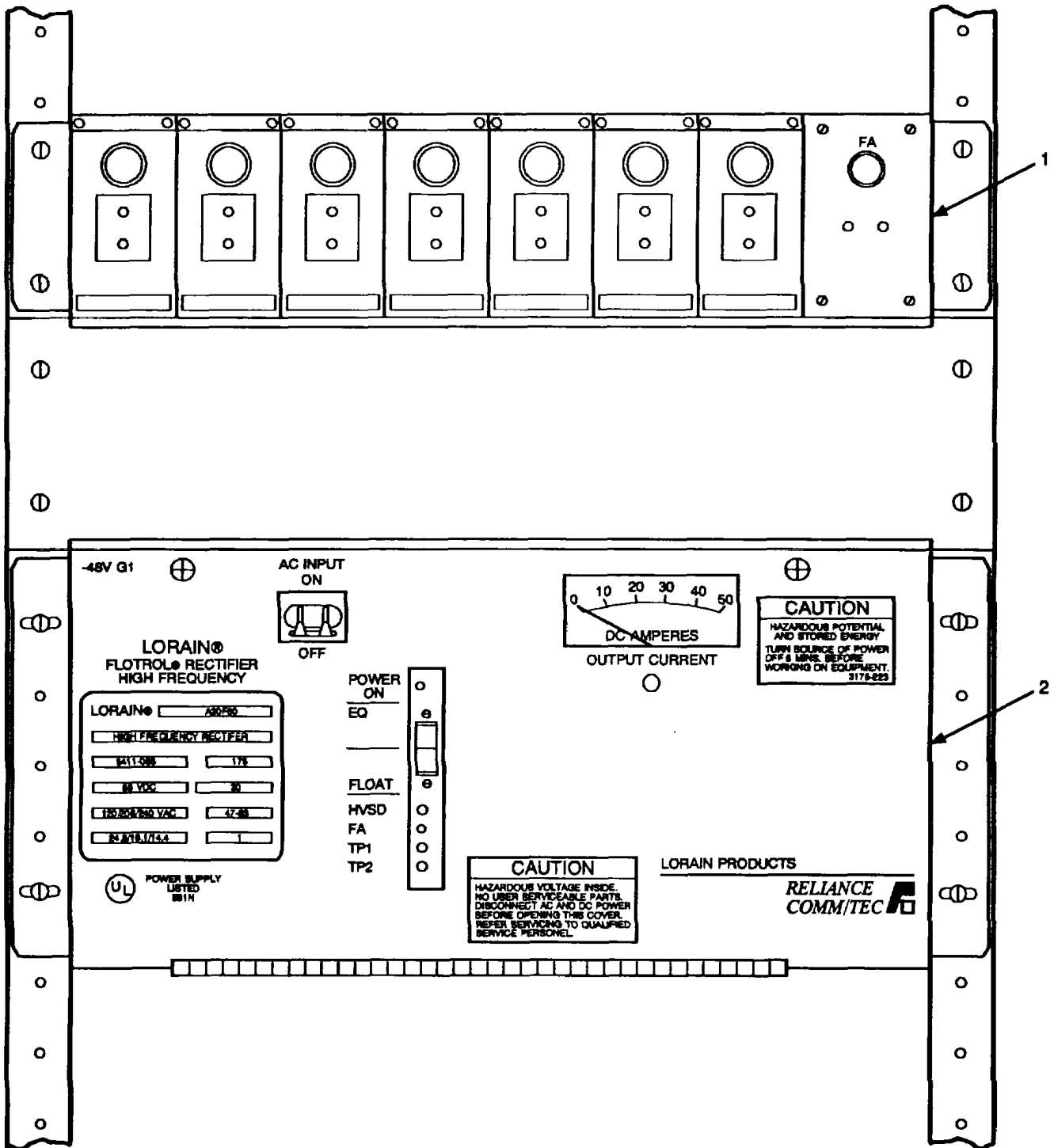
Figure 25. DC to AC Inverter, WAA501B

SECTION II

TM 11-6030-200-23P

(1) ITEM NO	(2) SMR CODE	(3) CAGEC	(4) PART NUMBER	(5) DESCRIPTION AND USABLE ON CODES (UOC)	(6) QTY
				GROUP 0704 DC TO AC INVERTER, WAA501B.	
				FIG. 25	
1	PAOZZ	74006	4872-464	SEMICONDUCTOR DEVIC.....	1
2	PAOZZ	74006	2581-310	LAMP, INCANDESCENT.....	2
3	PAOZZ	74006	2485-325	FUSE, CARTRIDGE	1

END OF FIGURE



CE0XI-028

Figure 26. Power Supply PP-8133/FAC-4(V)

SECTION II

TM 11-6030-200-23P

(1) ITEM NO	(2) SMR CODE	(3) CAGEC	(4) PART NUMBER	(5) DESCRIPTION AND USABLE ON CODES (UOC)	(6) QTY
				GROUP 08 POWER SUPPLY. PP-8133/FAC-4(V)	
				FIG. 26	
1	XBDDD	74006	1237B1 LIST 2	CIRCUIT CARD ASSY	1
2	XBDDD	74006	A30F50	RECTIFIER	1

END OF FIGURE

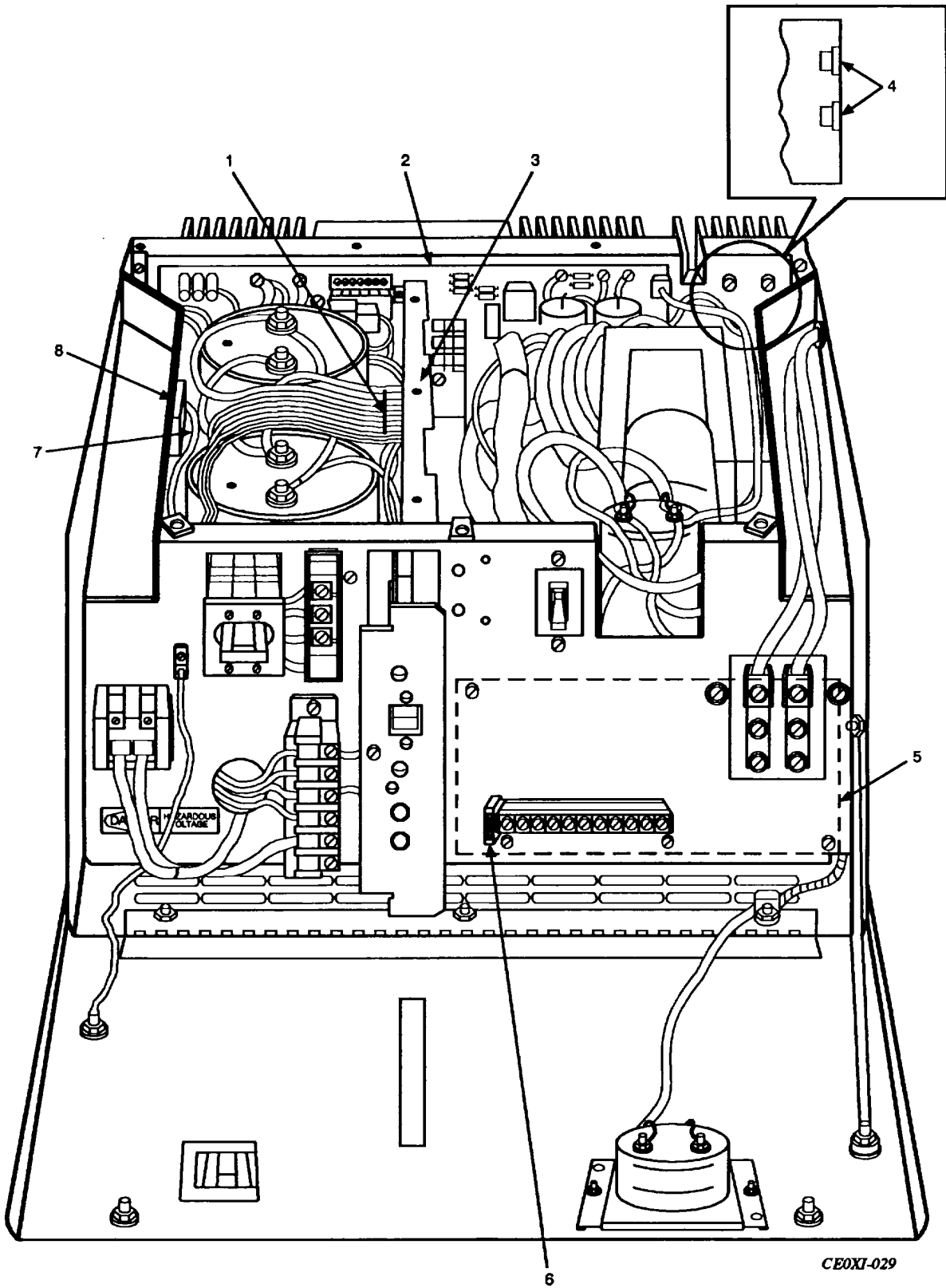


Figure 27. Rectifier, A30F50

SECTION II

TM 11-6030-200-23P

(1) ITEM NO	(2) SMR CODE	(3) CAGEC	(4) PART NUMBER	(5) DESCRIPTION AND USABLE ON CODES (UOC)	(6) QTY
				GROUP 0802 RECTIFIER, A30F50.	
				FIG. 27	
1	PAOZZ	74006	4862-304	CIRCUIT CARD ASSEMB	1
2	PAODD	74006	4865-679	CIRCUIT CARD ASSEMB	1
3	PAOZZ	74006	4865-672	CIRCUIT CARD ASSEMB	1
4	PAOZZ	74006	2813-742	SEMICONDUCTOR DEVIC	2
5	PAOZZ	74006	4338-443	CIRCUIT CARD ASSEMB	1
6	PAOZZ	13499	264-0604-00	FUSE, INDICATOR ALAR	1
7	PAOZZ	74006	2676-184	SEMICONDUCTOR DEVIC	1
8	PAOZZ	74006	2822-070	SEMICONDUCTOR DEVIC	2

END OF FIGURE

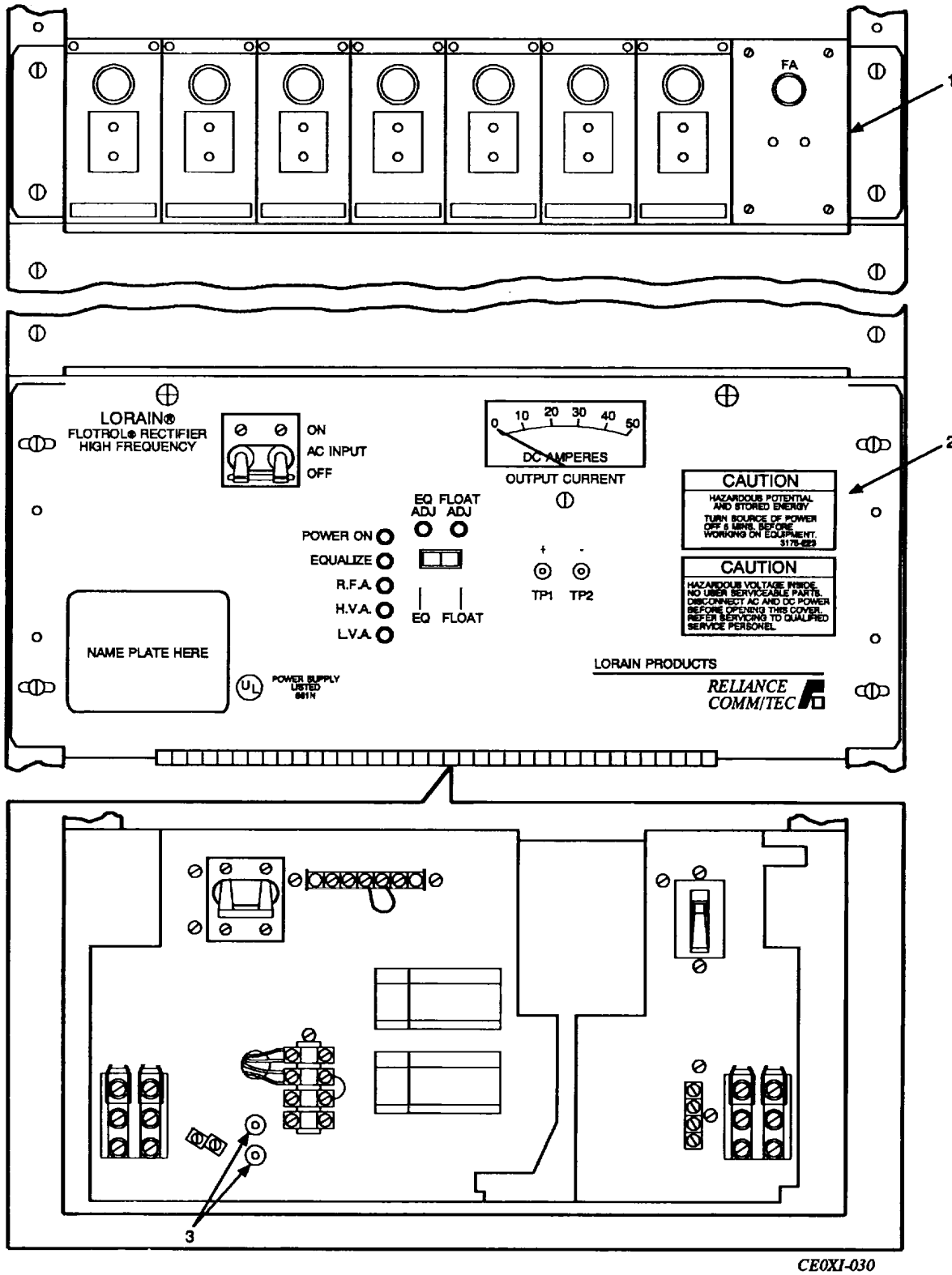


Figure 28. Power Supply PP8133A/FAC-4(V)

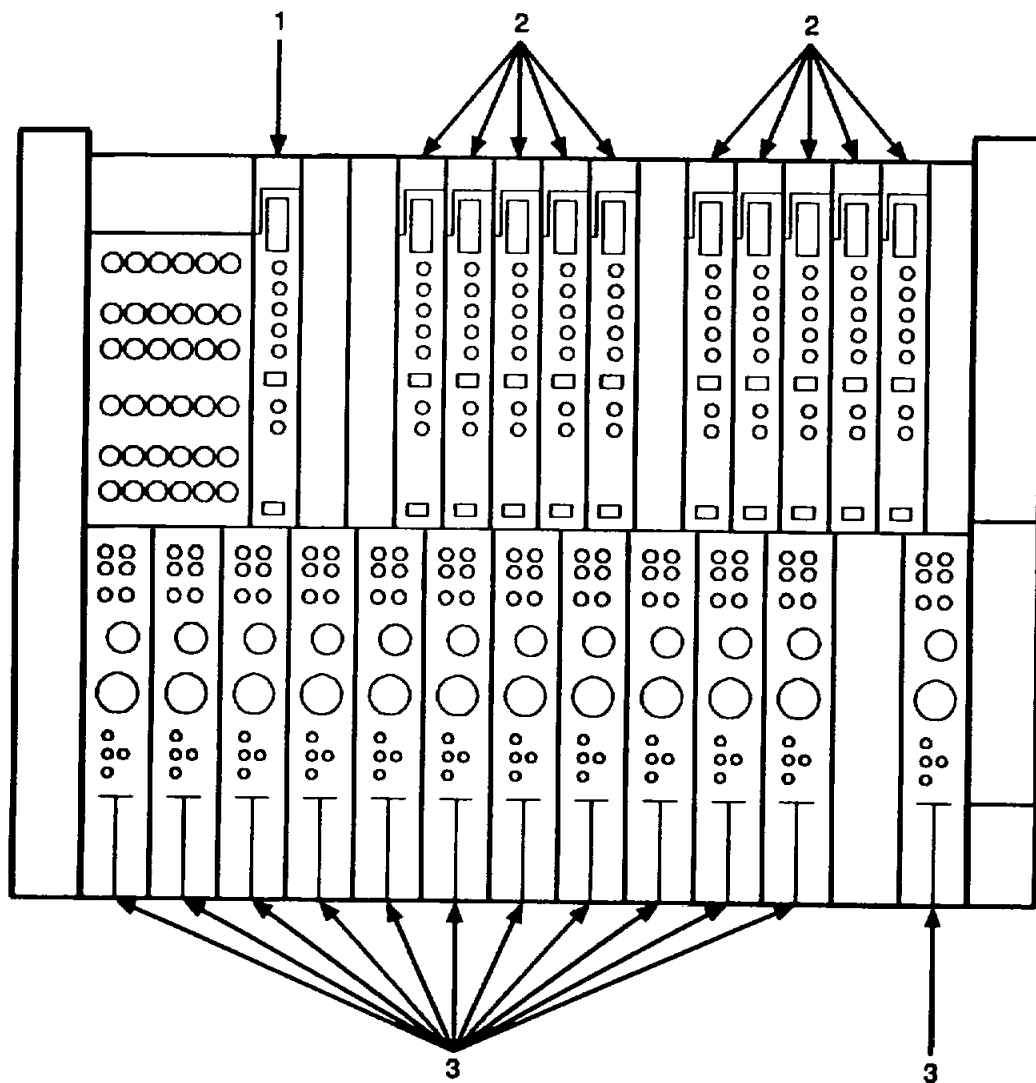
CE0X1-030

SECTION II

TM 11-6030-200-23P

(1) ITEM NO	(2) SMR CODE	(3) CAGEC	(4) PART NUMBER	(5) DESCRIPTION AND USABLE ON CODES (UOC)	(6) QTY
				GROUP 09 POWER SUPPLY. PP-8133A/FAC-4(V)	
				FIG. 28	
1	XBODD	74006	1237B1 LIST 2	CIRCUIT CARD ASSY	1
2	XBDDD	74006	A25F50	RECTIFIER	1
3	PAOZZ	71400	MD.25	FUSE, GMT	2

END OF FIGURE



CE0XI-031

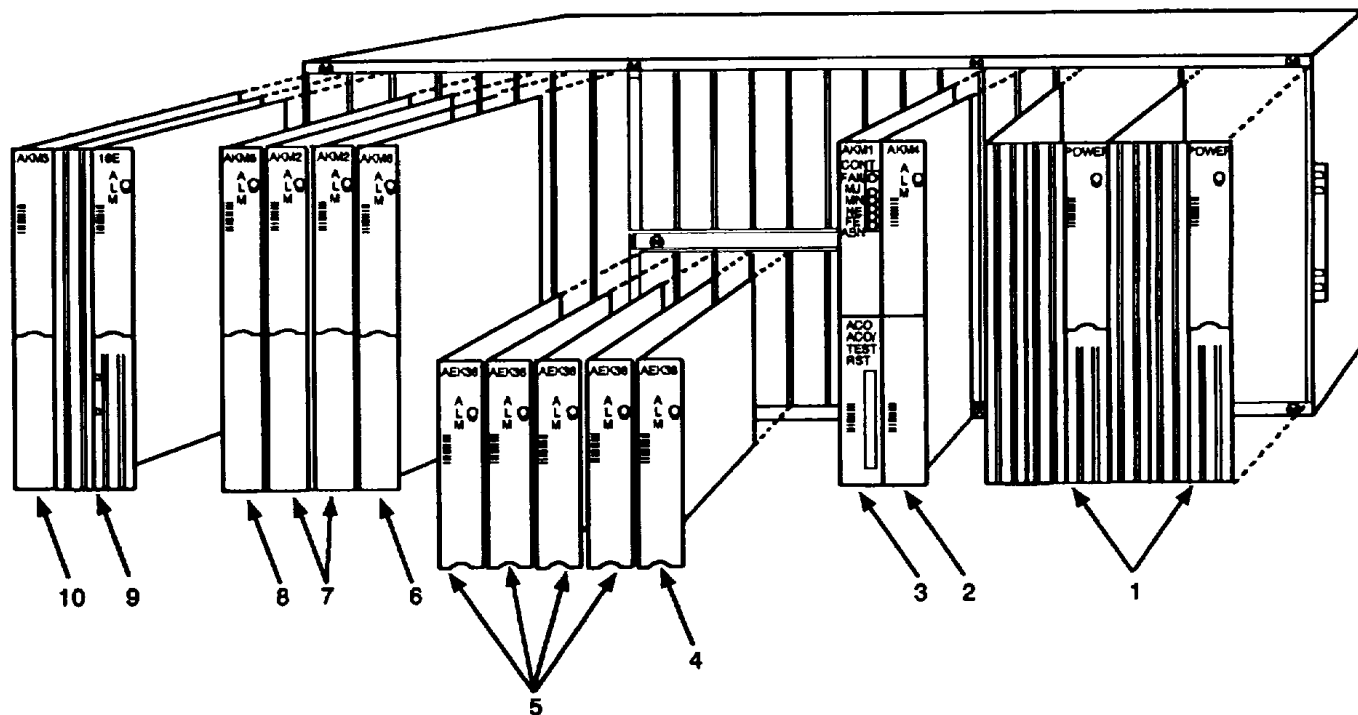
Figure 29. Repeater Panel

SECTION II

TM 11-6030-200-23P

(1) ITEM NO	(2) SMR CODE	(3) CAGEC	(4) PART NUMBER	(5) DESCRIPTION AND USABLE ON CODES (UOC)	(6) QTY
				GROUP 10 REPEATER PANEL.	
				FIG. 29	
1	PAOZZ	64959	302AL02	CIRCUIT CARD ASSEMB	1
2	PAOZZ	64959	302SSO1C	CIRCUIT CARD ASSEMB	10
3	PAOZZ	64959	236AB	CIRCUIT CARD ASSEMB	12

END OF FIGURE



CEOXI-032

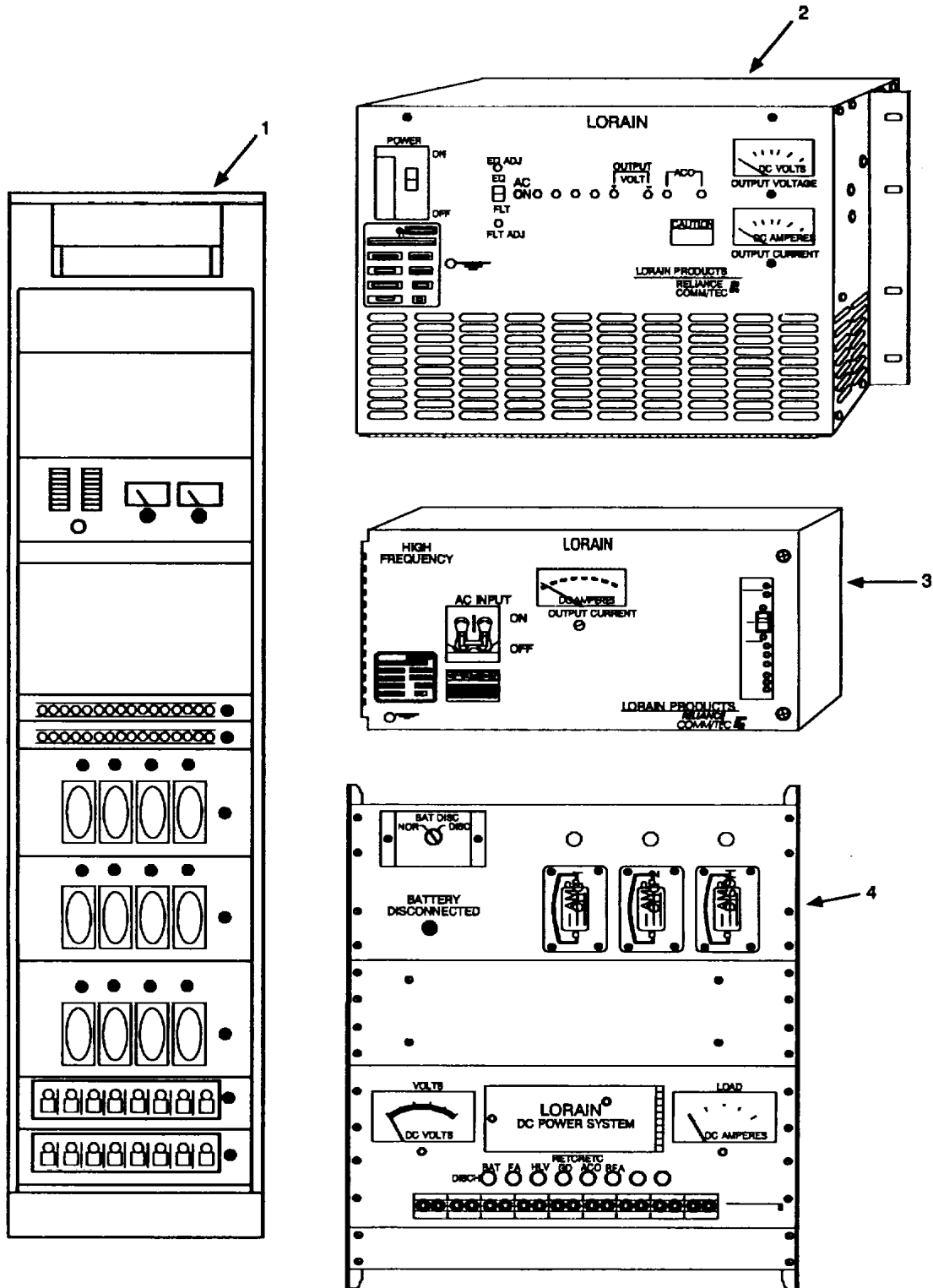
Figure 30. Multiplexer-Monitor and Control Group OB-113(V/FAC-4(V))

SECTION II

TM 11-6030-200-23P

(1) ITEM NO	(2) SMR CODE	(3) CAGEC	(4) PART NUMBER	(5) DESCRIPTION AND USABLE ON CODES (UOC)	(6) QTY
				GROUP 11 MULTIPLEX-MONITOR AND CONTROL GROUP. OB-113(V)/FAC-4(V)	
				FIG. 30	
1	PAODD	64959	104187794	CIRCUIT CARD ASSEMB	2
2	PAODD	64959	104172358	CIRCUIT CARD ASSEMB	1
3	PAODD	64959	105179345	CIRCUIT CARD ASSEMB	1
4	PAODD	64959	104172291	CIRCUIT CARD ASSEMB	1
5	PAODD	64959	104375936	CIRCUIT CARD ASSEMB	4
6	PAODD	64959	104188941	CIRCUIT CARD ASSEMB	1
7	PAODD	64959	104376280	CIRCUIT CARD ASSEMB	2
8	PAODD	64959	104272366	CIRCUIT CARD ASSEMB	1
9	PAODD	64959	104171517	CIRCUIT CARD ASSEMB	1
10	PAODD	64959	104172341	CIRCUIT CARD ASSEMB	1

END OF FIGURE



CEOXI-033

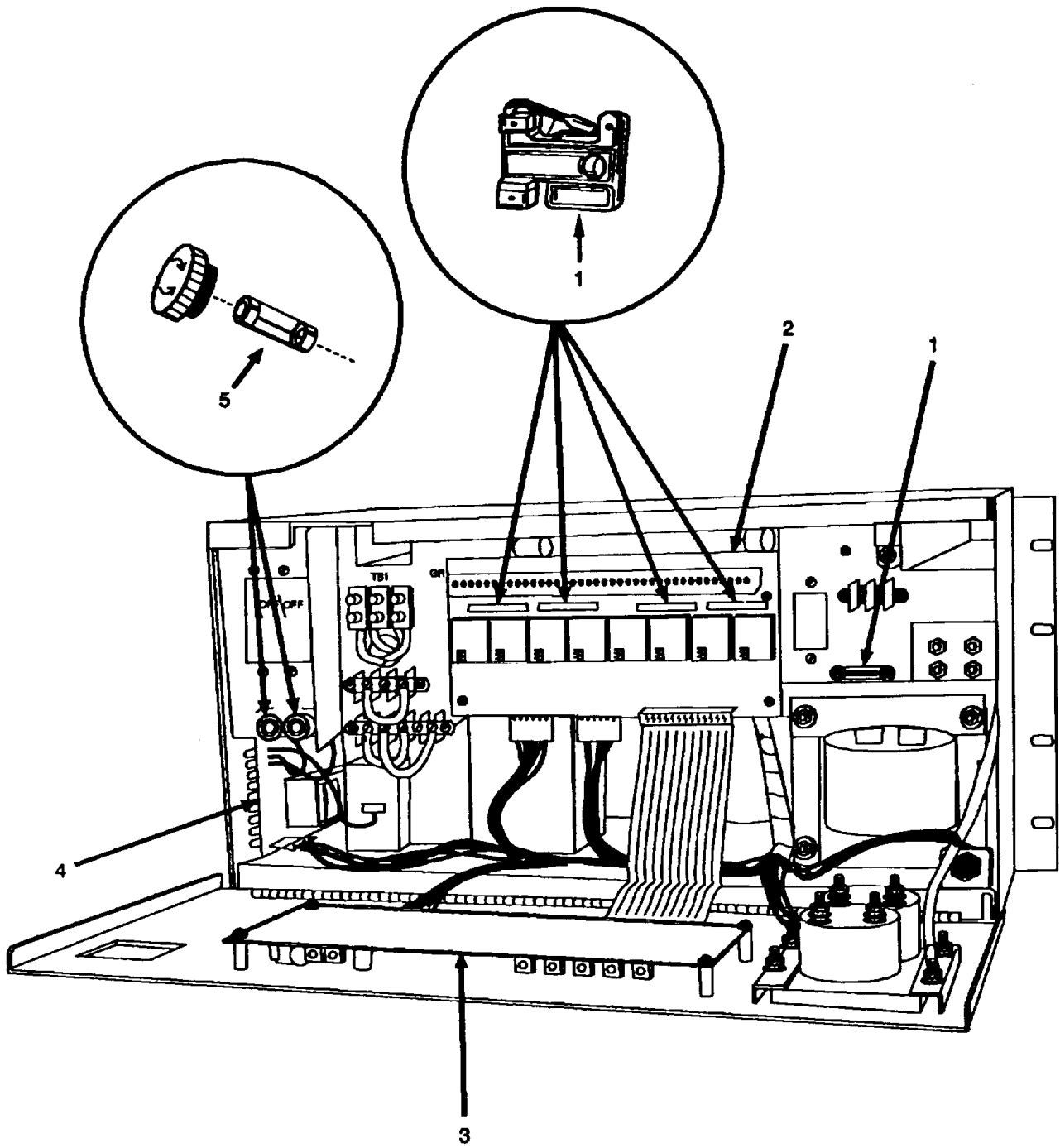
Figure 31. Power Supply PP-8262/FAC-4(V)

SECTION II

TM 11-6030-200-23P

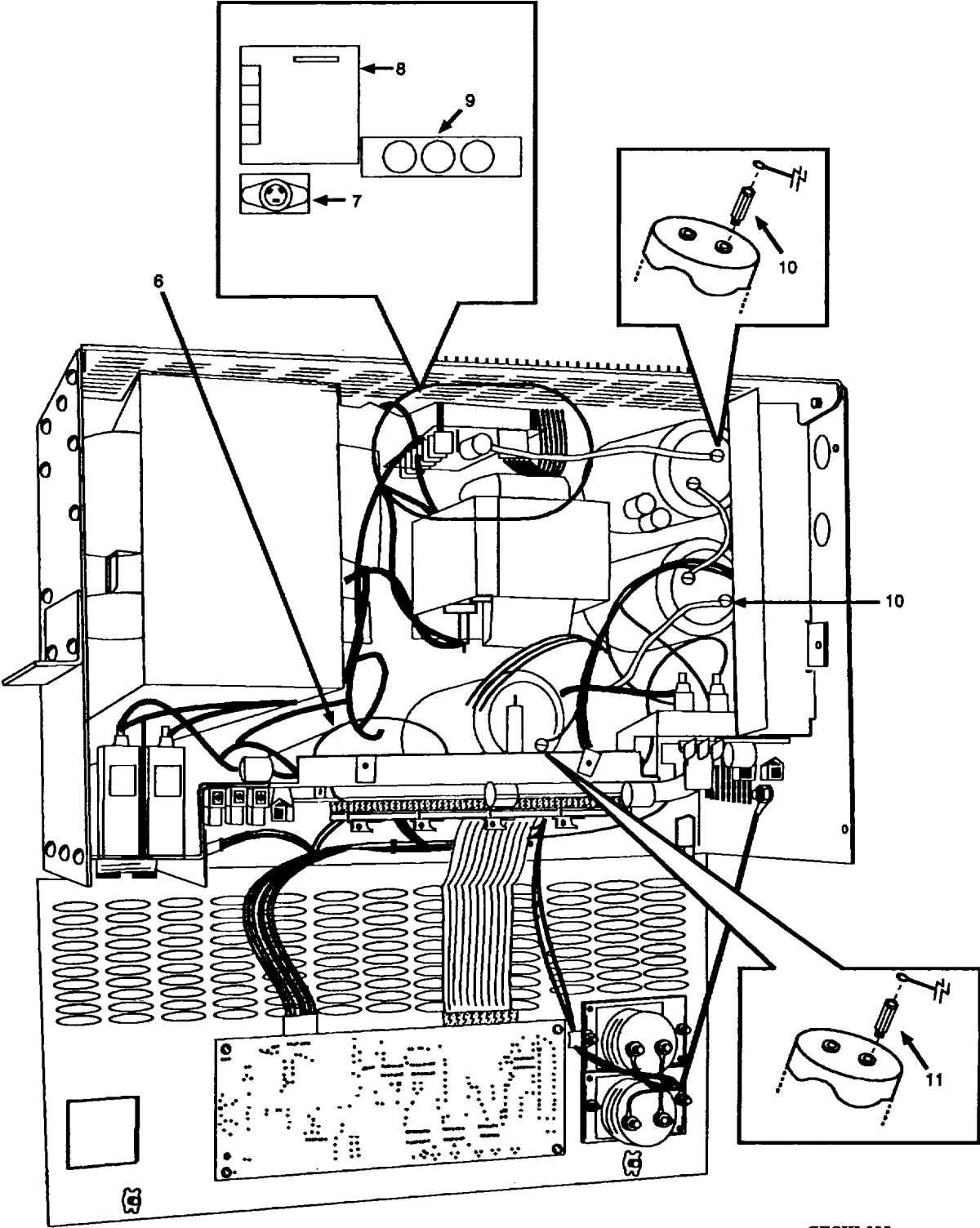
(1) ITEM NO	(2) SMR CODE	(3) CAGEC	(4) PART NUMBER	(5) DESCRIPTION AND USABLE ON CODES (UOC)	(6) QTY
				GROUP 12 POWER SUPPLY. PP-8262/FAC-4(V)	
				FIG. 31	
1	XBODD	74006	1231A2	POWER SUPPLY	1
2	XBODD	74006	RL50B50	RECTIFIER, CONTROL	1
3	XBODD	74006	A50F50	RECTIFIER, CONTROL	1
4	XBODD	74006	1232F2	DC POWER SUPPLY	1

END OF FIGURE



CEOXI-034

Figure 32. Control Rectifier, RL50B50 (Sheet 1 of 2)



CEOXI-035

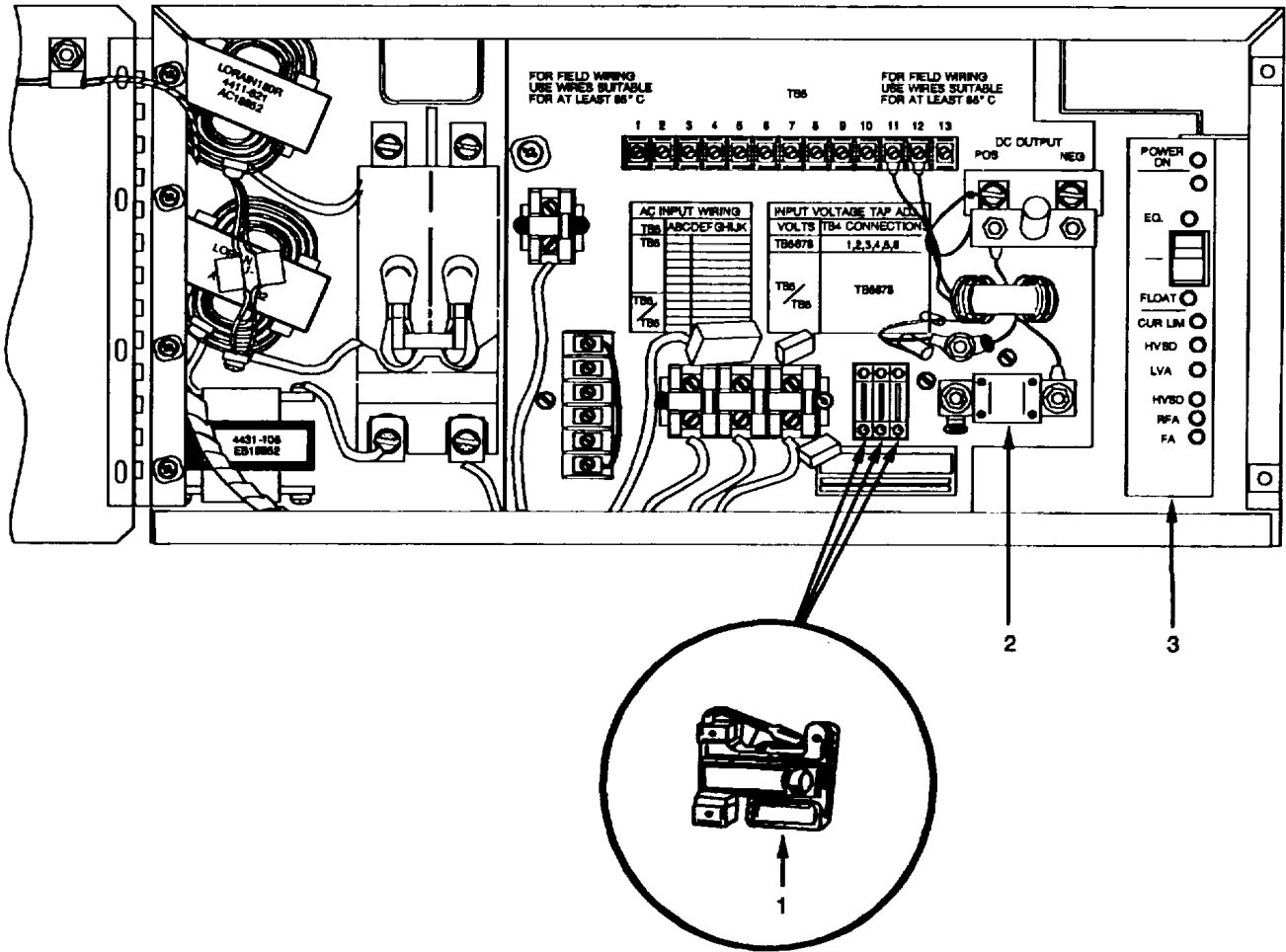
Figure 32. Control Rectifier RL50B50 (Sheet 2 of 2)

SECTION II

TM 11-6030-200-23P

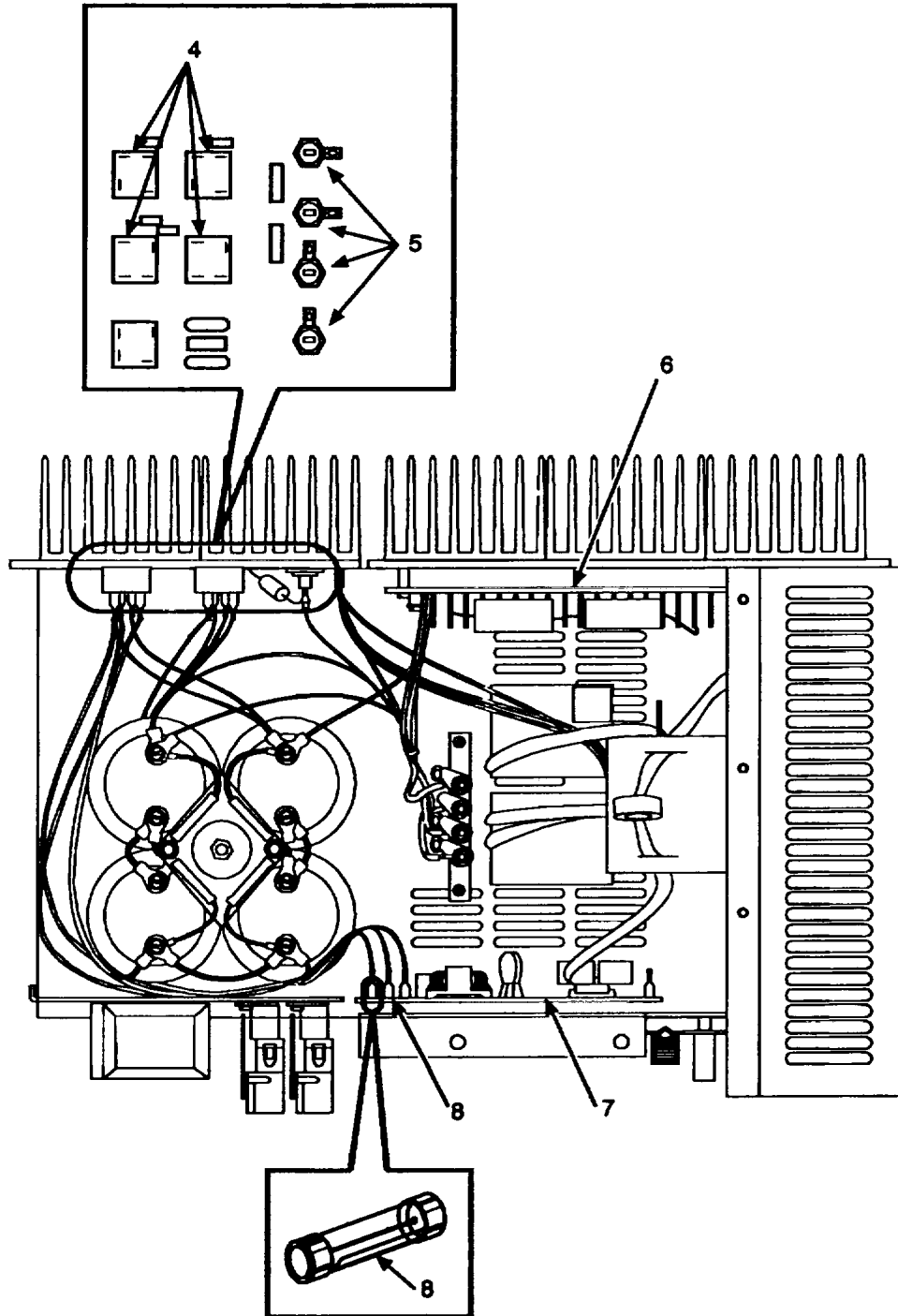
(1) ITEM NO	(2) SMR CODE	(3) CAGEC	(4) PART NUMBER	(5) DESCRIPTION AND USABLE ON CODES (UOC)	(6) QTY
				GROUP 1202 CONTROL RECTIFIER, RL50B50.	
				FIG. 32	
1	PAOZZ	74006	2486-107	FUSE, INDICATOR ALAR	5
2	PAOZZ	74006	4338-499	CIRCUIT CARD ASSEMB	1
3	PAOZZ	74006	4865-144	CIRCUIT CARD ASSEMB	1
4	PAOZZ	74006	4338-475	CIRCUIT CARD ASSEMB	1
5	PAOZZ	74006	2483-206	FUSE, CARTRIDGE	2
6	PADZZ	74006	2714-768	CAPACITOR, FIXED, ELE.....	1
7	PAOZZ	74006	2865-037	RECTIFER, SEMICONduc.....	1
8	PAOZZ	74006	4336-050	CIRCUIT CARD ASSEMB	1
9	PAOZZ	74006	2821-858	SEMICONDUCTOR DEVIC.....	1
10	PAOZZ	74006	2483-631	FUSE, CARTRIDGE	2
11	PAOZZ	74006	2483-623	FUSE, CARTRIDGE	1

END OF FIGURE



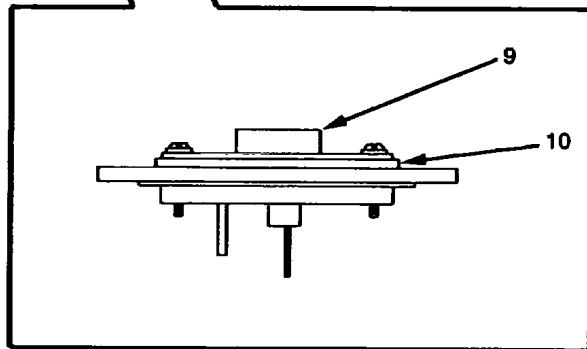
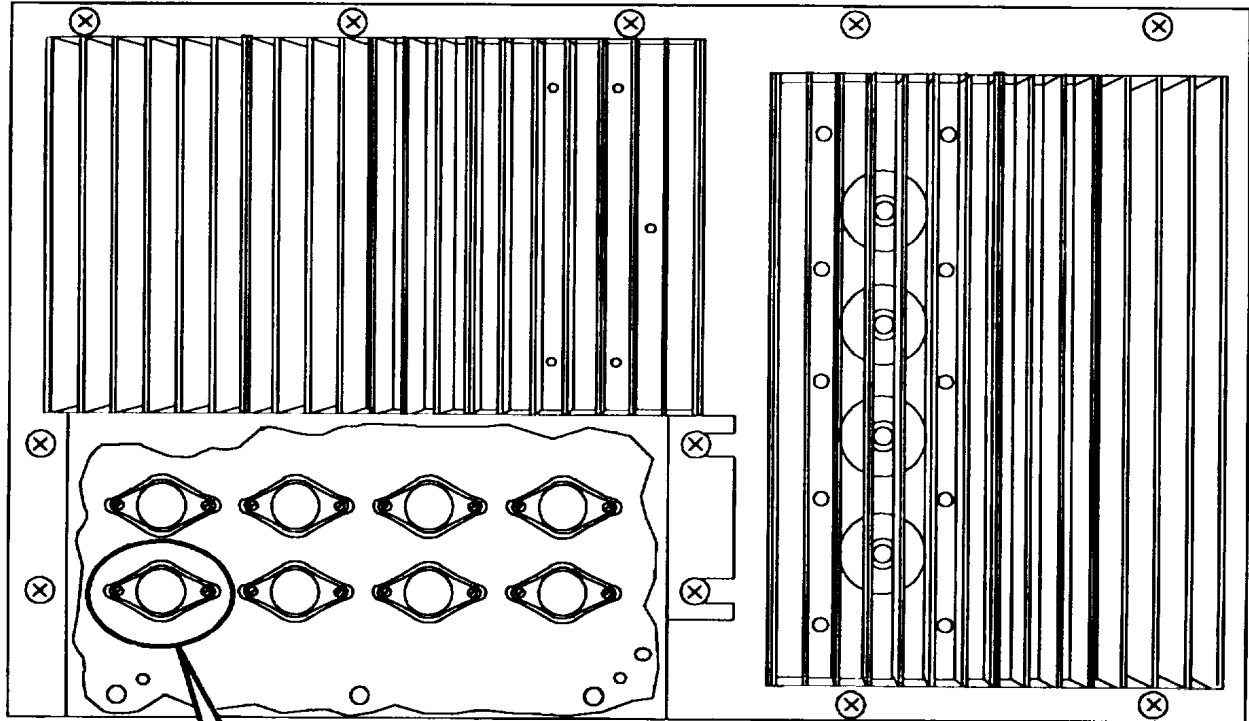
CEOXI-036

Figure 33. Control Rectifier, A50F50 (Sheet 1 of 3)



CEOXI-037

Figure 33. Control Rectifier, A50F50 (Sheet 2 of 3)



REAR VIEW

CEOXI-038

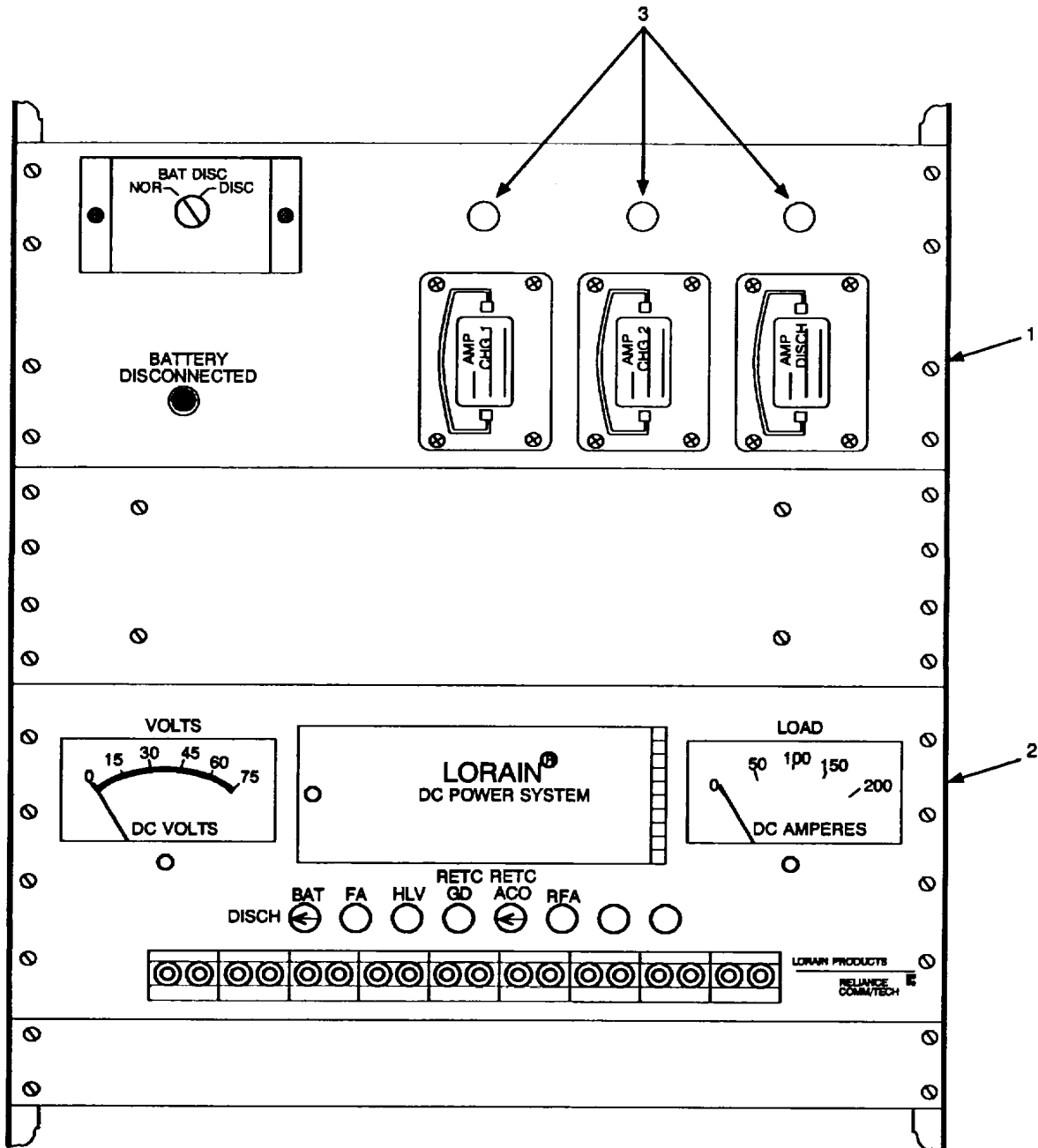
Figure 33. Control Rectifier, A50F50 (Sheet 3 of 3)

SECTION II

TM 11-6030-200-23P

(1) ITEM NO	(2) SMR CODE	(3) CAGEC	(4) PART NUMBER	(5) DESCRIPTION AND USABLE ON CODES (UOC)	(6) QTY
				GROUP 1203 CONTROL RECTIFIER, A50F50.	
				FIG. 33	
1	PAOZZ	74006	2486-103-00	FUSE INDICATOR ALAR	3
2	PAOZZ	74006	2485-339-00	FUSE, CARTRIDGE	1
3	PAOZZ	74006	4865-685-00	CIRCUIT CARD ASSEMB	1
4	PAOZZ	74006	2822-036-00	SEMICONDUCTOR DEVIC	4
5	PAOZZ	74006	2813-742-00	DIODE	4
6	PAOZZ	74006	4338-467-00	CIRCUIT CARD AS SEMB	1
7	PAOZZ	74006	4338-503-00	CIRCUIT CARD ASSEMB	1
8	PAOZZ	74006	2483-215-00	FUSE, CARTRIDGE	2
9	PAOZZ	74006	2842-154-00	TRANSISTOR	8
10	PAOZZ	74006	2868-275	INSULATOR, SPACER	8

END OF FIGURE



CEOXI-039

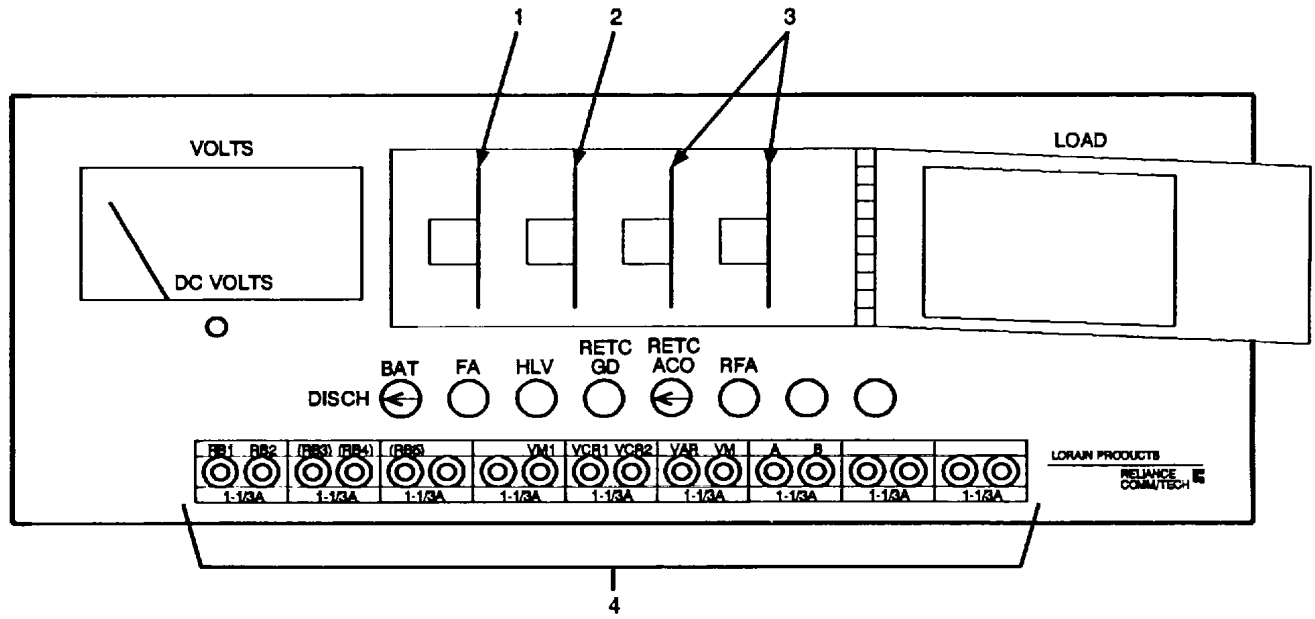
Figure 34. DC Power Supply, 1232F2

SECTION II

TM 11-6030-200-23P

(1) ITEM NO	(2) SMR CODE	(3) CAGEC	(4) PART NUMBER	(5) DESCRIPTION AND USABLE ON CODES (UOC)	(6) QTY
				GROUP 1204 DC POWER SUPPLY, 1232F2.	
				FIG. 34	
1	PAODD	74006	4376-071	PANEL, FUSE	1
2	PAODD	74006	4374-135	ELECTRICAL METER SU (SEE FIG. 35 FOR PARTS)	1
3	PAOZZ	74006	2486-203	FUSE, CARTRIDGE	3

END OF FIGURE



CEOXI-040

Figure 35. Meter and Control Panel, 4374-135

SECTION II

TM 11-6030-200-23P

(1) ITEM NO	(2) SMR CODE	(3) CAGEC	(4) PART NUMBER	(5) DESCRIPTION AND USABLE ON CODES (UOC)	(6) QTY
				GROUP 120402 METER AND CONTROL PANEL, 4374-135.	
				FIG. 35	
1	PAOZZ	74006	4338-340	PRINTED CIRCUIT BOA	1
2	PAOZZ	74006	4863-027	CARD, PRINTED CIRCUI.....	1
3	PAOZZ	74006	4863-024	CIRCUIT CARD ASSEMB	1
4	PAOZZ	74006	2486-208	FUSE, CARTRIDGE	18

END OF FIGURE

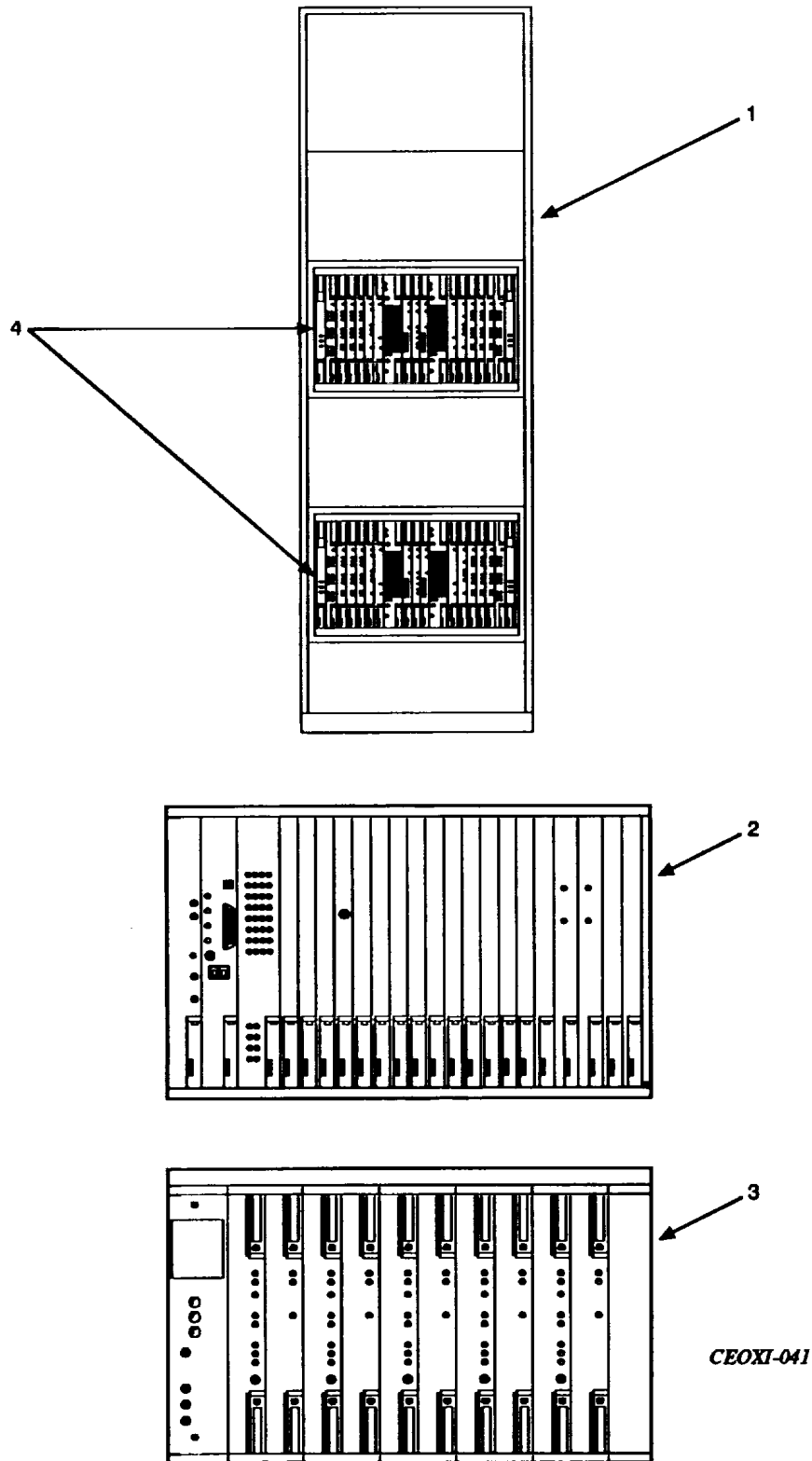


Figure 36. Control-Coupler Group OK-614(V)/FAC-4(V)

SECTION II

TM 11-6030-200-23P

(1) ITEM NO	(2) SMR CODE	(3) CAGEC	(4) PART NUMBER	(5) DESCRIPTION AND USABLE ON CODES (UOC)	(6) QTY
GROUP 14 CONTROL-COUPLER GROUP. OK-614(V)/FAC-4(V)					
FIG. 36					
1	XBODD	64959	J98764C-1, L8	FT SERIES G	1
2	PAODD	64959	J98764T-1, L1	CONTROL, INTERFACE (SEE FIG. 38 FOR PARTS)	1
3	PAODD	64959	ED54962-30, G1, G1 5	SWITCH, FIBER OPTIC (SEE FIG. 39. FOR PARTS)	1
4	XBODD	64959	ED-2C905-30, G1	DUAL QUADRANT ASSEM (SEE FIG. 37 FOR PARTS)	2

END OF FIGURE

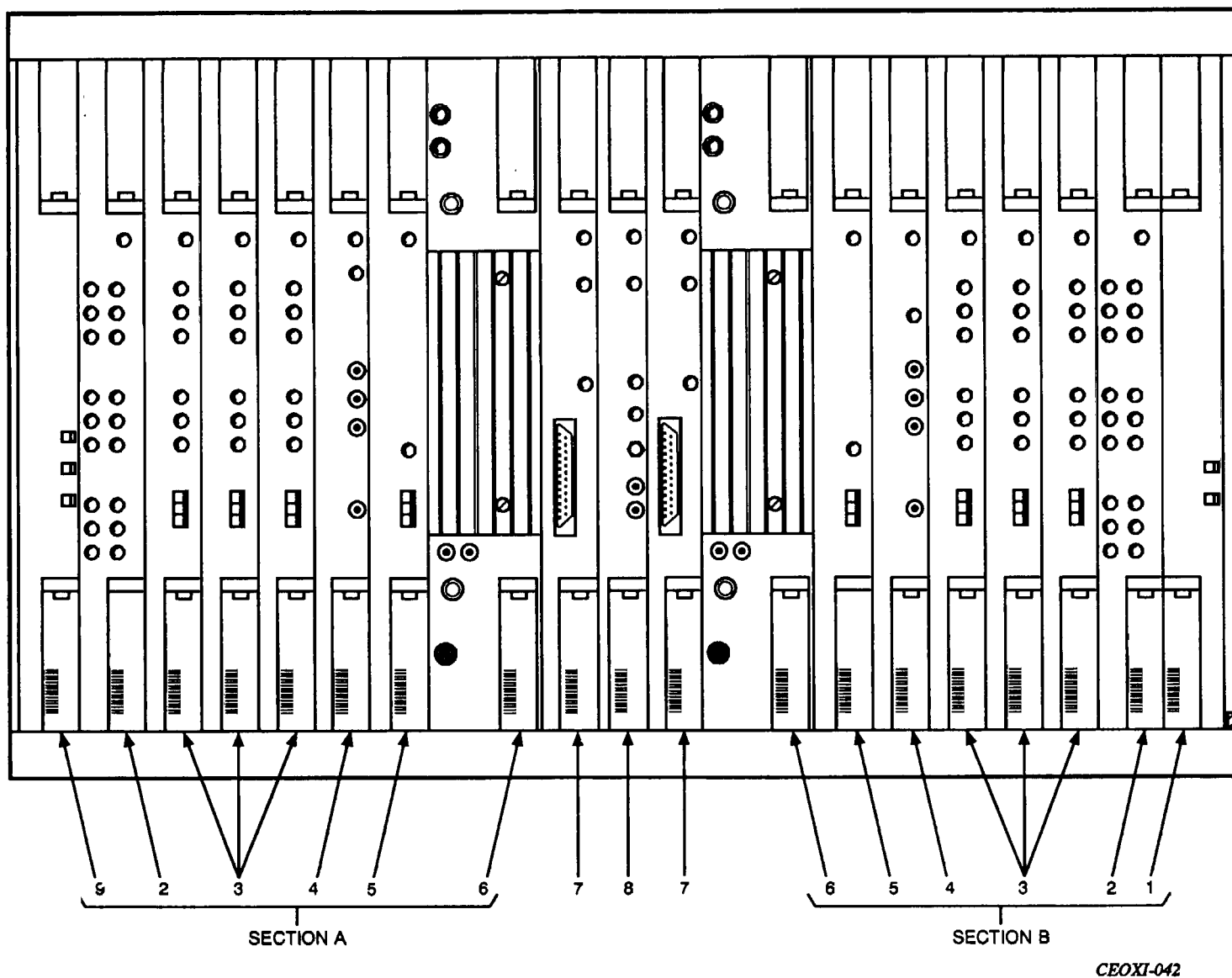


Figure 37. Dual Quadrant Assembly, ED-2C905-30, G1

SECTION II

TM 11-6030-200-23P

(1) ITEM NO	(2) SMR CODE	(3) CAGEC	(4) PART NUMBER	(5) DESCRIPTION AND USABLE ON CODES (UOC)	(6) QTY
GROUP 140101 DUAL QUADRANT ASSEMBLY ED-2C905-30, 01					
FIG. 37					
1	PAOZZ	64959	104393582	CIRCUIT CARD ASSEMB	1
2	PAOZZ	64959	104393590	CIRCUIT CARD ASSEMB	2
3	PAODD	64959	104393608	CIRCUIT CARD ASSEMB	4
4	PAODD	64959	104399605	CIRCUIT CARD ASSEMB	1
5	PAODD	64959	104393616	CIRCUIT CARD ASSEMB	2
6	PAODD	64959	105276315	CONVERTER. FREQUENCY	2
7	PAOZZ	64959	105446983	CIRCUIT CARD ASSEMB	2
8	PAOZZ	64959	104393491	CIRCUIT CARD ASSEMB	1
9	PAOZZ	64959	104393533	CIRCUIT CARD ASSEMB	1

END OF FIGURE

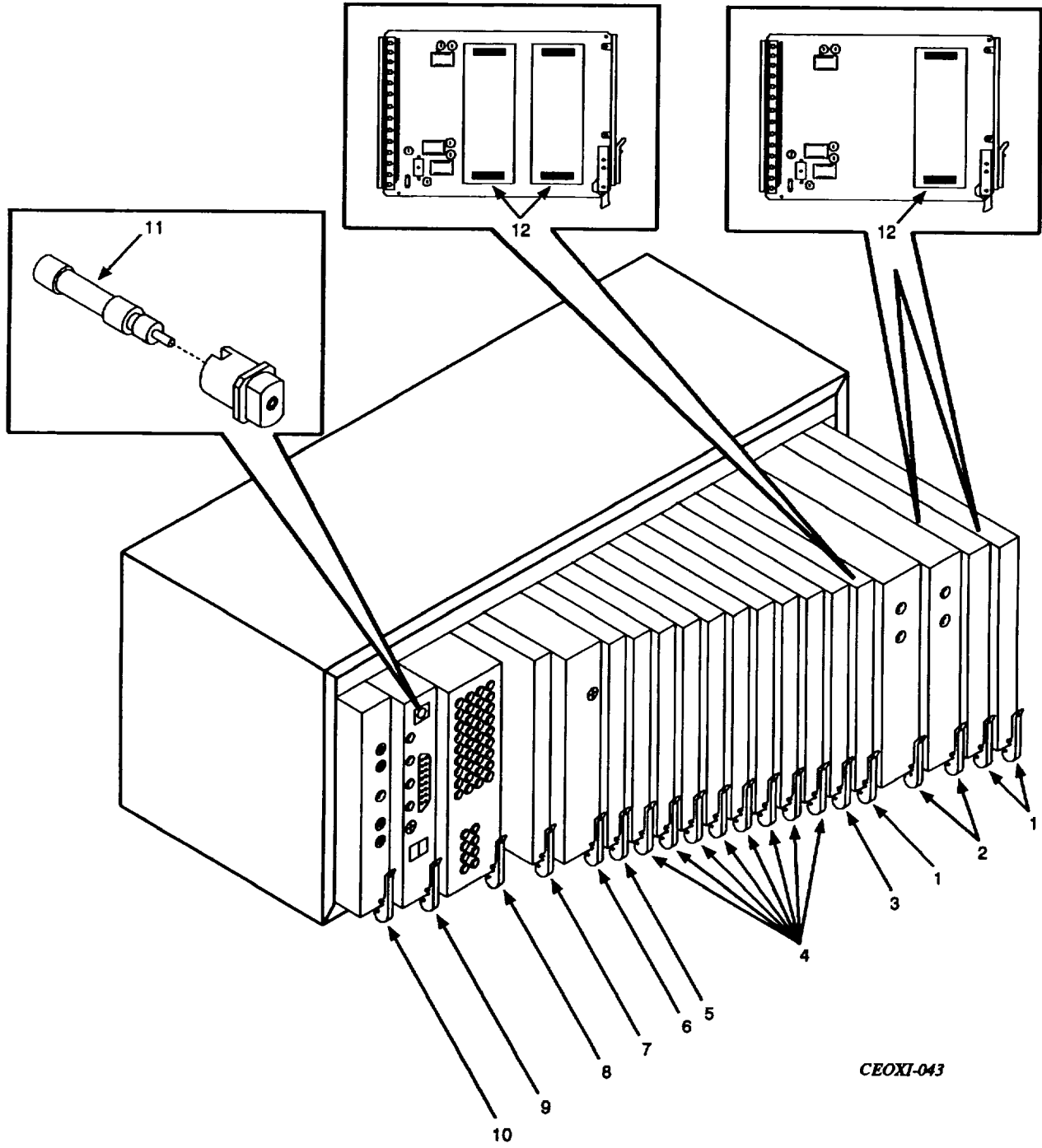


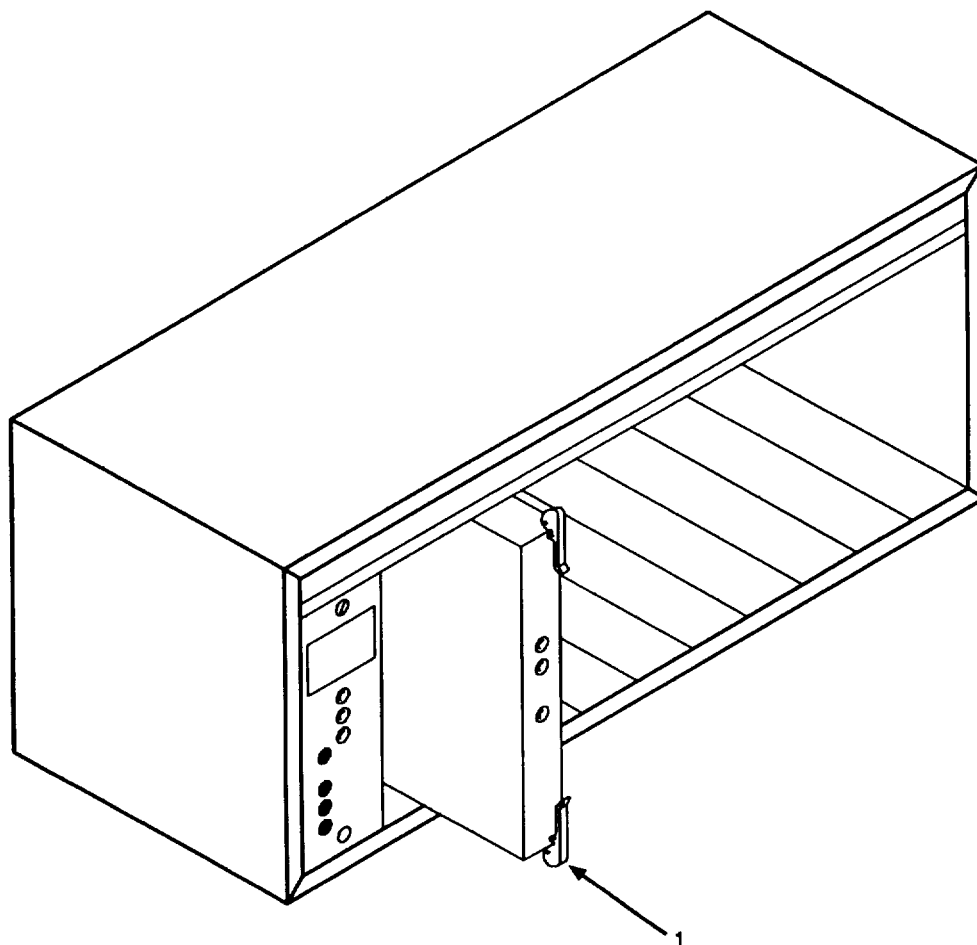
Figure 38. Telemetry Channel Controller, J98764T-1, L1

SECTION II

TM 11-6030-200-23P

(1) ITEM NO	(2) SMR CODE	(3) CAGEC	(4) PART NUMBER	(5) DESCRIPTION AND USABLE ON CODES (UOC)	(6) QTY
				GROUP 1402 TELEMETRY CHANNEL CONTROLLER, J98764T-1, L1	
				FIG. 38	
1	PAOZZ	64959	104054861	CIRCUIT CARD ASSEMB	1
2	PAOZZ	64959	104054879	CIRCUIT CARD ASSEMB	1
3	PAOZZ	64959	104055892	CIRCUIT CARD ASSEMB	1
4	PAOZZ	64959	104055900	CIRCUIT CARD ASSEMB	2
5	PAOZZ	64959	104054820	CIRCUIT CARD ASSEMB	1
6	PAOZZ	64959	105246433	CIRCUIT CARD ASSEMB	1
7	PAOZZ	64959	104232772	CIRCUIT CARD ASSEMB	1
8	PAOZZ	64959	104054846	CIRCUIT CARD ASSEMB	1
9	PAOZZ	64959	104054788	CIRCUIT CARD ASSEMB	1
10	PAOZZ	64959	104055504	CIRCUIT CARD ASSEMB	1
11	PAOZZ	64959	103752168	FUSE, CARTRIDGE	1
12	PAOZZ	64959	104178637	MODULE, CIRCUIT	1

END OF FIGURE



CEOXI-044

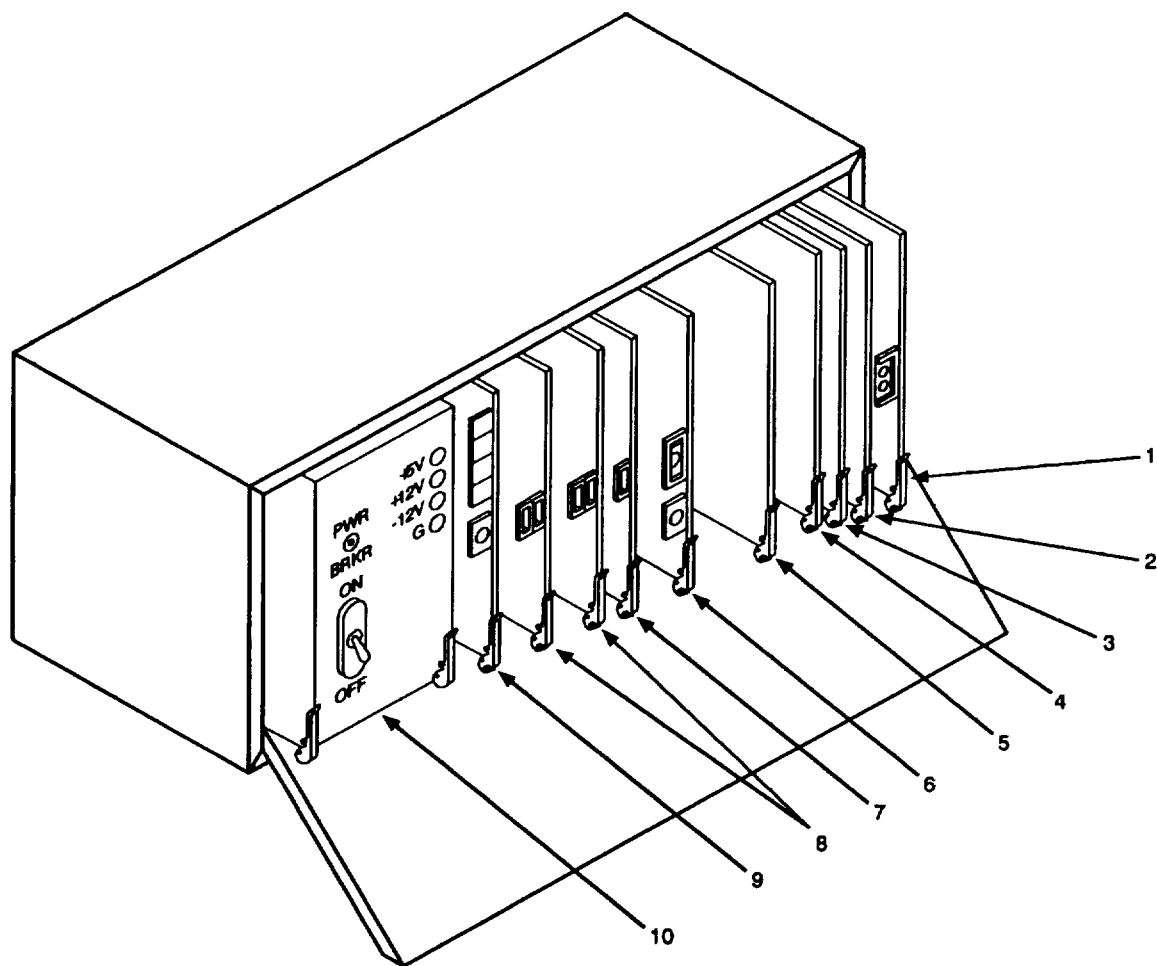
Figure 39. Ring Diversity Switch, ED54962-30, G1, G15

SECTION II

TM 11-6030-200-23P

(1) ITEM NO	(2) SMR CODE	(3) CAGEC	(4) PART NUMBER	(5) DESCRIPTION AND USABLE ON CODES (UOC)	(6) QTY
				GROUP 1403 RING DIVERSITY SWITCH, ED54962-30, G1, 015.	
				FIG. 39	
1	PAOZZ	64959	105564769	CIRCUIT CARD ASSEMB	1
				END OF FIGURE	

39-1



CEOXI-045

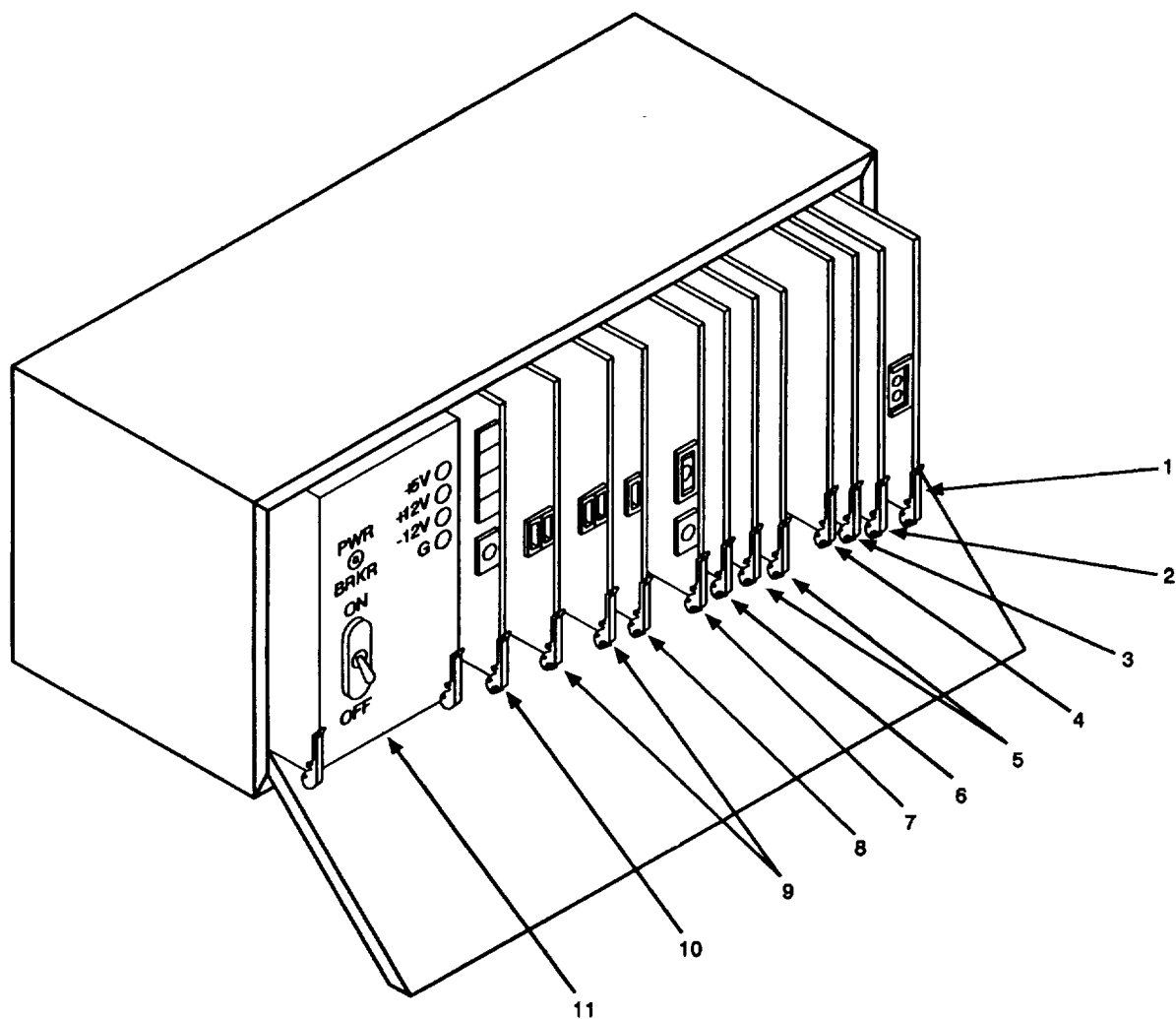
Figure 40. Converter, Digital to Analog CV-4183/FAC-4(V)

SECTION II

TM 11-6030-200-23P

(1) ITEM NO	(2) SMR CODE	(3) CAGEC	(4) PART NUMBER	(5) DESCRIPTION AND USABLE ON CODES (UOC)	(6) QTY
				GROUP 15 CONVERTER, DIGITAL TO ANALOG CV-4183/FAC-4(V)	
				FIG. 40	
1	PAFDD	51984	X5013A	CIRCUIT CARD ASSEMB	1
2	PAFDD	51984	X5014B	CIRCUIT CARD ASSEMB	1
3	PAFDD	51984	X5015A	CIRCUIT CARD ASSEMB	1
4	PAFDD	51984	X5016A	CIRCUIT CARD ASSEMB	1
5	PAFDD	51984	X5017A	CIRCUIT CARD ASSEMB	1
6	PAFDD	51984	X5019A	CIRCUIT CARD ASSEMB	1
7	PAFDD	51984	X5105A	CIRCUIT CARD ASSEMB	1
8	PAFDD	51984	X51C6A	CIRCUIT CARD ASSEMB	2
9	PAFDD	51984	X5012A	CIRCUIT CARD ASSEMB	1
10	PAFDD	51984	X6364A	CIRCUIT CARD ASSEMB	1

END OF FIGURE



CEOXI-046

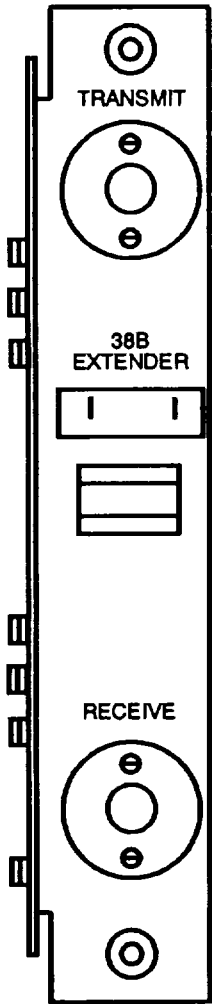
Figure 41. Converter, Analog to Digital CV4-418/FAC-4(V)

SECTION II

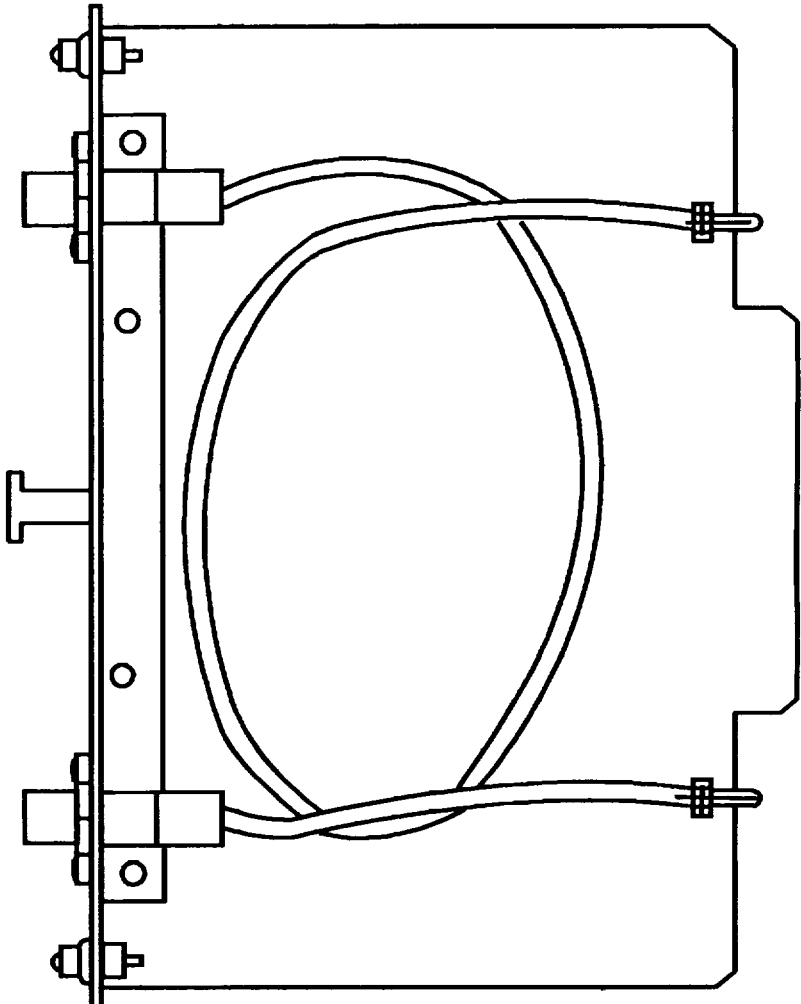
TM 11-6030-200-23P

(1) ITEM NO	(2) SMR CODE	(3) CAGEC	(4) PART NUMBER	(5) DESCRIPTION AND USABLE ON CODES (UOC)	(6) QTY
				GROUP 16 CONVERTER, ANALOG TO DIGITAL CV-4184/FAC-4(V)	
				FIG. 41	
1	PAFDD	51984	X5011A	CIRCUIT CARD ASSEMB	1
2	PAFDD	51984	X5010B	CIRCUIT CARD ASSEMB	1
3	PAFDD	51984	X5009A	CIRCUIT CARD ASSEMB	1
4	PAFDD	51984	X5008A	CIRCUIT CARD ASSEMB	1
5	PAFDD	51984	X5007A	CIRCUIT CARD ASSEMB	1
6	PAFDD	51984	X5005A	CIRCUIT CARD ASSEMB	1
7	PAFDD	51984	X5004A	CIRCUIT CARD ASSEMB	1
8	PAFDD	51984	X5104A	CIRCUIT CARD ASSEMB	1
9	PAFDD	51984	X5103A	CIRCUIT CARD ASSEMB	1
10	PAFDD	51984	X5003A	CIRCUIT CARD ASSEMB	1
11	PAFDD	51984	X6364A	CIRCUIT CARD ASSEMB	1

END OF FIGURE



FRONT VIEW



SIDE VIEW

CEOXI-099

Figure 42. 38B Extender

SECTION III

TM 11-6030-200-23P

(1) ITEM NO	(2) SMR CODE	(3) CAGEC	(4) PART NUMBER	(5) DESCRIPTION AND USABLE ON CODES (UOC)	(6) QTY
-------------------	--------------------	--------------	-----------------------	--	------------

GROUP 99 SPECIAL TOOLS
BOI: 1PER ORGANIZATION

FIG. 42

1	XBOZZ	64959	104022397	EXTENDER CARD	
---	-------	-------	-----------	---------------------	--

EXTENDER CARD

END OF FIGURE

42-1

**CROSS-REFERENCE INDEXES
NATIONAL STOCK NUMBER INDEX**

STOCK NUMBER	FIG.	ITEM	STOCK NUMBER	FIG.	ITEM
6240-00-054-1001	19	7	5998-01-223-5256	18	1
6240-00-081-6321	25	2		19	5
5920-00-220-3548	34	3	5998-01-223-5257	4	6
5920-00-280-8580	3	2		13	2
	12	2	5998-01-223-5258	4	9
	17	2	5998-01-223-5259	6	2
	19	32	5998-01-223-5260	4	10
5920-00-284-9217	18	20	5998-01-223-5261	4	11
	19	30	5998-01-223-5262	18	2
5920-00-284-9218	8	4	5998-01-223-5263	3	8
	10	1		8	8
	18	21		12	8
	19	29		17	9
	23	11		19	6
5920-00-538-6205	5	2	5998-01-223-5264	15	7
	14	1	5998-01-223-5265	4	2
	18	23		13	1
	23	13	5998-01-223-5266	4	1
5920-00-539-6347	18	22	5998-01-223-5267	4	3
	19	31	5998-01-223-5268	15	1
	23	12	5998-01-223-5269	15	5
	35	4	5998-01-223-5270	15	3
5920-00-567-9742	8	2	5895-01-223-5271	15	6
	19	28	5998-01-223-5272	15	2
6240-00-630-8069	3	9	5998-01-223-5273	15	4
	12	9	5998-01-223-5274	4	5
	17	10		13	14
5961-00-781-2809	22	15	5998-01-223-5275	13	17
5920-00-805-4834	8	3	5998-01-223-5276	13	12
	18	24	5998-01-223-5277	13	10
	19	33	5998-01-223-5278	13	11
5820-00-842-3089	35	2	5999-01-223-5279	4	8
5920-00-844-5790	23	10		13	13
5920-00-857-8416	24	1	5998-01-223-5280	13	6
	27	6	5999-01-223-5281	13	9
	32	1	5998-01-223-5282	13	8
5998-01-014-0573	35	3	5999-01-223-5283	13	7
6130-01-095-8820	22	6	5999-01-223-5284	13	15
5920-01-147-6044	22	4	5998-01-223-5285	4	7
5961-01-163-7667	21	8	5998-01-223-5286	13	3
	22	17	5998-01-223-5287	6	1
5998-01-188-2413	35	1	5998-01-223-5288	6	5
5805-01-217-8906	29	3	5998-01-223-5289	6	4
5998-01-223-5255	6	6	5998-01-223-5290	6	3
	9	1	5998-01-223-5291	8	6
	19	8		18	4
5998-01-223-5256	3	5		19	2
	8	5	5998-01-223-5292	18	13
	12	1		19	19
	17	6	5998-01-223-5293	18	11

**CROSS-REFERENCE INDEXES
NATIONAL STOCK NUMBER INDEX**

STOCK NUMBER	FIG.	ITEM	STOCK NUMBER	FIG.	ITEM
5998-01-223-5293	19	17	7050-01-349-9255	1	14
5998-01-223-5294	18	10	7050-01-349-9256	1	15
	19	15		1	16
5998-01-223-5295	18	9	5998-01-349-9257	40	10
	19	14		41	11
5999-01-223-5296	18	12	5998-01-349-9258	40	8
	19	18	5998-01-349-9259	40	6
5998-01-223-5297	18	15	5998-01-349-9260	40	5
	19	20	5998-01-349-9261	40	4
5998-01-223-5298	18	14	5998-01-349-9262	40	3
	19	16	5998-01-349-9263	40	2
5998-01-223-5299	13	5	5998-01-349-9264	40	7
5998-01-223-5300	13	16	5920-01-350-1796	34	1
5998-01-223-5301	18	16	5895-01-350-1798	36	2
	19	23	5895-01-350-1799	37	6
5999-01-224-3589	18	18	6625-01-350-1800	34	2
	19	25	5998-01-350-1801	40	9
5998-01-224-3590	18	3	5998-01-350-1802	37	4
	19	3	5998-01-350-1803	37	3
5895-01-225-3309	13	4	5998-01-350-1804	37	5
5895-01-225-3310	4	4	5998-01-350-2324	37	2
5998-01-225-3361	3	6	5998-01-350-2325	37	9
	19	4	5998-01-350-2326	37	1
5920-01-229-7150	12	6	5998-01-350-2328	38	9
	17	5	5998-01-350-2329	38	5
6015-01-229-7388	2	5	5998-01-350-2330	38	3
5920-01-229-8645	3	4	5998-01-350-2331	38	10
	12	4	5998-01-350-2332	38	4
	17	3	5998-01-350-2333	38	8
	18	19	5998-01-350-2334	38	2
	19	26	5998-01-350-2335	38	1
6030-01-234-1197	1	2	5998-01-350-2922	40	1
5961-01-276-6205	27	4	5998-01-350-2923	30	8
5998-01-297-1712	27	2	5998-01-350-5889	30	1
5998-01-298-1483	17	7	5998-01-350-5890	30	3
5998-01-312-8813	27	5	5998-01-350-5891	30	2
5998-01-313-0488	27	1	5998-01-351-5265	41	9
5998-01-313-0489	27	3	5998-01-351-5266	41	7
5905-01-313-4436	27	7	5998-01-351-5267	41	6
5998-01-318-6636	29	1	5998-01-351-5268	41	5
5998-01-318-6637	29	2	5998-01-351-9112	30	10
5998-01-329-1051	22	10	5998-01-351-9113	30	7
5998-01-329-1052	21	6	5998-01-351-9114	30	6
5998-01-329-1053	21	10	5998-01-351-9115	30	5
5998-01-329-1054	21	3	5998-01-353-7217	41	4
5998-01-329-1055	21	14	5998-01-353-7218	41	3
5998-01-329-1056	21	13	5998-01-353-7219	41	2
5998-01-329-1057	21	11	5998-01-353-7220	41	1
5995-01-330-8051	18	6	5998-01-353-7221	41	8
	19	21	5998-01-353-9863	41	10

**CROSS-REFERENCE INDEXES
NATIONAL STOCK NUMBER INDEX**

STOCK NUMBER	FIG.	ITEM	STOCK NUMBER	FIG.	ITEM
5998-01-357-8345	32	3			
5998-01-357-8346	32	2			
5970-01-360-6005	33	10			
5998-01-363-7724	21	12			
6021-01-364-1635	36	3			
5998-01-364-8327	30	9			

**CROSS-REFERENCE INDEXES
PART NUMBER INDEX**

CAGEC	PART NUMBER	STOCK NUMBER	FIG.	ITEM
64959	ACC21		19	10
64959	ACC22		19	12
64959	ACC23B		19	11
64959	ACC24		19	13
64959	ACM1	5998-01-223-5291	8	6
			18	4
			19	2
64959	ACM4		8	7
			19	1
64959	ALA6		19	9
80058	AN/FSQ-162(V)		1	16
74006	A25F50		28	2
64959	A3	6240-00-630-8069	3	9
			12	9
			17	10
74006	A30F50		26	2
74006	A50F50		31	3
64959	CS2223A-58		18	7
64959	CS2224A-58		19	22
80058	CV-4183/FAC-4(V)	7050-01-349-9255	1	14
80058	CV-4184/FAC-4(V)	7050-01-349-9256	1	15
			1	16
03508	C180C	5961-00-781-2809	22	15
64959	D4DC-29	5995-01-330-8051	18	6
			19	21
64959	ED-2C905-30,G1		36	4
64959	ED2C474-30G1		2	3
64959	ED2C6OZ-30G1,A		11	3
			16	3
64959	EDZC645-30		7	3
64959	ED2C673-30G1	5998-01-223-5299	13	5
64959	ED2C705-30-G1	5998-01-223-5300	13	16
64959	ED2C737-30G1	5998-01-223-5260	4	10
64959	ED2C738-30G1	5998-01-223-5261	4	11
64959	ED2C786-30G1	5998-01-223-5301	18	16
			19	23
64959	ED54962-30,G1,G1 5	6021-01-364-1635	36	3
64959	E3		3	7
			12	7
			17	8
64959	J98734AD1L1		11	4
			16	2
64959	J98734AG1L8,L9		2	1
64959	J98734AJ1L12		2	4
64959	J98734AK-1L1,L2		16	1
64959	J98734AM-1		7	1
64959	J98734AN-1L1,L2		11	1
64959	J98734AP-1L1		11	2
64959	J98734AS-1		7	2
64959	J98734AT1L1		2	2

**CROSS-REFERENCE INDEXES
PART NUMBER INDEX**

CAGEC	PART NUMBER	STOCK NUMBER	FIG.	ITEM
64959	J98764C-1,L8		36	1
64959	J98764T-1,L1	5895-01-350-1798	36	2
64959	KS21938L6	5920-01-229-7150	12	6
			17	5
64959	KS21938L7	5920-01-229-8645	3	4
			12	4
			17	3
			18	19
			19	26
74006	LCT1008		20	6
74006	LCT1176		20	9
74006	LCT1344		20	10
74006	LCT2320		20	11
74006	MCT2720		20	5
74006	MCT2910		20	7
74006	MCT3105		20	8
71400	MD.25		28	3
64959	M1		8	1
			10	2
			18	5
64959	M1LAMP	6240-00-054-1001	19	7
80058	0A-9276(V)3/FAC-4		1	10
80058	0A-9276/FAC-4		1	5
80058	0A-9284/FAC-4		1	6
80058	0B-107/FAC-4		1	3
80058	0B-110(V)/FAC-4(V)		1	4
80058	0D-113(V)FAC-4		1	11
80058	0K-531/FAC-4		1	1
80058	0K-534/FAC-5	6030-01-234-1197	1	2
80058	0K-614(V)/FAC-4(V)		1	13
80058	PP-8130(V)FAC-4		1	7
80058	PP-8133/FAC-4		1	8
80058	PP-8133A/FAC-4		1	9
80058	PP-8262/FAC-4		1	12
74006	RHM400D50		20	2
74006	RL200D50		20	1
74006	RL50B50		31	2
64959	TG10	5998-01-223-5264	15	7
64959	TG28C	5998-01-223-5265	4	2
			13	1
64959	TG30	5998-01-223-5266	4	1
64959	TG31	5998-01-223-5267	4	3
64959	TM100	5998-01-223-5268	15	1
64959	TM101B	5998-01-223-5269	15	5
64959	TM109C	5998-01-223-5257	4	6
			13	2
64959	TM115	5998-01-223-5270	15	3
64959	TM116	5895-01-223-5271	15	6

**CROSS-REFERENCE INDEXES
PART NUMBER INDEX**

CAGEC	PART NUMBER	STOCK NUMBER	FIG.	ITEM
64959	TM118	5998-01-223-5272	15	2
64959	TM119	5998-01-223-5273	15	4
64959	TM120B	5998-01-223-5274	4	5
			13	14
64959	TM125	5998-01-223-5275	13	17
64959	TM129B	5998-01-223-5276	13	12 d
64959	TM130B	5998-01-223-5277	13	10
64959	TM131	5998-01-223-5278	13	11
64959	TM132	5999-01-223-5279	4	8
			13	13
64959	TM136	5998-01-223-5280	13	6
64959	TM138	5999-01-223-5281	13	9
64959	TM140	5998-01-223-5282	13	8
64959	TM141	5999-01-223-5283	13	7
64959	TM143	5999-01-223-5284	13	15
64959	TM149B	5998-01-223-5285	4	7
64959	TM330	5998-01-223-5258	4	9
64959	TM334	5998-01-223-5286	13	3
64959	TM336B	5998-01-223-5287	6	1
64959	TM337	5998-01-223-5288	6	5
64959	TM338C	5998-01-223-5259	6	2
64959	TM339B	5998-01-223-5289	6	4
64959	TM340	5998-01-223-5290	6	3
74006	WAA501B		20	4
51984	X5003A	5998-01-353-9863	41	10
51984	X5004A	5998-01-351-5266	41	7
51984	X5005A	5998-01-351-5267	41	6
51984	X5007A	5998-01-351-5268	41	5
51984	X5008A	5998-01-353-7217	41	4
51984	X5009A	5998-01-353-7218	41	3
51984	X5010B	5998-01-353-7219	41	2
51984	X5011A	5998-01-353-7220	41	1
51984	X5012A	5998-01-350-1801	40	9
51984	X5013A	5998-01-350-2922	40	1
51984	X5014B	5998-01-349-9263	40	2
51984	X5015A	5998-01-349-9262	40	3
51984	X5016A	5998-01-349-9261	40	4
51984	X5017A	5998-01-349-9260	40	5
51984	X5019A	5998-01-349-9259	40	6
51984	X5103A	5998-01-351-5265	41	9
51984	X5104A	5998-01-353-7221	41	8
51984	X5105A	5998-01-349-9264	40	7
51984	X5106A	5998-01-349-9258	40	8
51984	X6364A	5998-01-349-9257	40	10
			41	11
64959	YA231	5998-01-223-5292	18	13
			19	19
64959	YA232	5998-01-223-5293	18	11
			19	17
64959	YA233	5998-01-223-5294	18	10
			19	15

**CROSS-REFERENCE INDEXES
PART NUMBER INDEX**

CAGEC	PART NUMBER	STOCK NUMBER	FIG.	ITEM
64959	YA234	5998-01-223-5295	18	9
			19	14
64959	YA236	5999-01-223-5296	18	12
			19	18
64959	YA237	5998-01-223-5297	18	15
			19	20
64959	YA238	5998-01-223-5298	18	14
			19	16
64959	103752168		38	11
64959	104022397		42	1
64959	104054788	5998-01-350-2328	38	9
64959	104054820	5998-01-350-2329	38	5
64959	104054846	5998-01-350-2333	38	8
64959	104054861	5998-01-350-2335	38	1
64959	104054879	5998-01-350-2334	38	2
64959	104055504	5998-01-350-2331	38	10
64959	104055892	5998-01-350-2330	38	3
64959	104055900	5998-01-350-2332	38	4
64959	104171517	5998-01-364-8327	30	9
64959	104172291		30	4
64959	104172341	5998-01-351-9112	30	10
64959	104172358	5998-01-350-5891	30	2
64959	104178637		38	12
64959	104187794	5998-01-350-5889	30	1
64959	104188941	5998-01-351-9114	30	6
64959	104232772		38	7
64959	104272366	5998-01-350-2923	30	8
64959	104375936	5998-01-351-9115	30	5
64959	104376280	5998-01-351-9113	30	7
64959	104393491		37	8
64959	104393533	5998-01-350-2325	37	9
64959	104393582	5998-01-350-2326	37	1
64959	104393590	5998-01-350-2324	37	2
64959	104393608	5998-01-350-1803	37	3
64959	104393616	5998-01-350-1804	37	5
64959	104399605	5998-01-350-1802	37	4
64959	105179345	5998-01-350-5890	30	3
64959	105246433		38	6
64959	105276315	5895-01-350-1799	37	6
64959	105446983		37	7
64959	105564769		39	1
64959	11F	5998-01-223-5255	6	6
			9	1
			19	8
64959	114A	5895-01-225-3309	13	4
64959	121A	5895-01-225-3310	4	4
74006	1231A2		31	1
74006	1231A2 LIST 12		20	3
74006	1232F2		31	4
74006	1237B1 LIST 2		26	1
			28	1

**CROSS-REFERENCE INDEXES
PART NUMBER INDEX**

CAGEC	PART NUMBER	STOCK NUMBER	FIG.	ITEM
64959	130D	5998-01-224-3590	18	3
			19	3
64959	130N1	5998-01-223-5262	18	2
64959	130R1	5998-01-298-1483	17	7
64959	131AB1	5998-01-225-3361	3	6
			19	4
64959	131L1A	5998-01-223-5256	3	5
			8	5
			12	1
			17	6
			18	1
			19	5
64959	131T1	5998-01-223-5263	3	8
			8	8
			12	8
			17	9
			19	6
64959	157A		18	8
04773	175-14307-05	5920-00-284-9218	19	29
			23	11
64959	236AB	5805-01-217-8906	29	3
74006	2483-206		32	5
74006	?483-215-00		33	8
74006	2483-Z40	5920-01-147-6044	22	4
74006	2483-507		23	9
74006	2483-525		22	13
74006	2483-623		32	11
74006	2483-631		32	10
74006	2485-325		25	3
74006	2485-339-00		33	2
74006	2485-466		22	5
74006	2486-102		21	5
			22	1
74006	2486-103-00		33	1
74006	2686-107	5920-00-857-8416	24	1
			32	1
74006	2486-108		21	4
74006	2486-109		22	2
74006	2486-202	5920-00-844-5790	23	10
74006	2486-203	5920-00-220-3548	34	3
74006	2486-208	5920-00-539-6347	23	12
			35	4
74006	2486-217	5920-00-538-6205	23	13
74006	2581-310	6240-00-081-6321	25	2
13499	264-0604-00	5920-00-857-8416	27	6
74006	2676-184	5905-01-313-4436	27	7
74006	2714-768		32	6
74006	2812-310		21	7
			22	8
74006	2813-742	5961-01-276-6205	27	4
74006	2813-742-00		33	5

**CROSS-REFERENCE INDEXES
PART NUMBER INDEX**

CAGEC	PART NUMBER	STOCK NUMBER	FIG.	ITEM
74006	2814-222	5961-01-163-7667	21	8
			22	17
74006	2821-858		32	9
74006	2822-036-00		33	4
74006	2822-070		27	8
74006	2836-216		21	2
			22	12
74006	2836-217		21	1
			22	11
74006	2842-154-00		33	9
74006	2865-037		32	7
74006	2865-050		21	9
74006	2868-275	5970-01-360-6005	33	10
64959	302AL02	5998-01-318-6636	29	1
64959	302SS01C	5998-01-318-6637	29	2
74006	3531-106		25	4
74006	3534-172		23	2
64959	4DAX-012	6015-01-229-7388	2	5
74006	4257-022		22	7
74006	4264-029		23	5
74006	4317-040		23	8
74006	4317-055		23	7
74006	4318-015		23	6
74006	4334-016		22	16
74006	4336-050		32	8
74006	4338-340	5998-01-188-2413	35	1
74006	4338-362		22	3
74006	4338-371		22	14
74006	4338-385	5998-01-329-1052	21	6
74006	4338-415	5998-01-329-1053	21	10
74006	4338-437		24	2
74006	4338-443	5998-01-312-8813	27	5
74006	4338-467-00		33	6
74006	4338-475		32	4
74006	4338-499	5998-01-357-8346	32	2
74006	4338-503-00		33	7
74006	4371-240	5998-01-329-1054	21	3
74006	4371-323	5998-01-329-1055	21	14
74006	4374-135	6625-01-350-1800	34	2
74006	4374-175		23	3
74006	4376-057		23	1
74006	4376-071	5920-01-350-1796	34	1
74006	4832-038	6130-01-095-8820	22	6
74006	4861-029	5998-01-329-1056	21	13
74006	4862-304	5998-01-313-0488	27	1
74006	4863-024	5998-01-014-0573	35	3
74006	4863-027	5820-00-842-3089	35	2
74006	4863-133		24	4
74006	4864-429		24	3
74006	4865-103	5998-01-363-7724	21	12
74006	4865-144	5998-01-357-8345	32	3

**CROSS-REFERENCE INDEXES
PART NUMBER INDEX**

CAGEC	PART NUMBER	STOCK NUMBER	FIG.	ITEM
74006	4865-622		22	9
74006	4865-638	5998-01-329-1057	21	11
74006	4865-644	5998-01-329-1051	22	10
74006	4865-672	5998-01-313-0489	27	3
74006	4865-679	5998-01-297-1712	27	2
74006	4865-685-00		33	3
74006	4872-464		25	1
64959	65E		18	17
			19	24
64959	65F	5999-01-224-3589	18	18
			19	25
64959	70A	5920-00-539-6347	18	22
			19	31
64959	70B	5920-00-284-9217	18	20
64959	70BFUSE	5920-00-284-9217	19	30
64959	70C	5920-00-284-9218	8	4
			10	1
			18	21
64959	70D	5920-00-538-6205	5	2
			14	1
			18	23
64959	70E	5920-00-805-4834	8	3
			18	24
			19	33
64959	70G	5920-00-280-8580	3	2
			12	2
			17	2
			19	32
64959	70H	5920-00-567-9742	8	2
			19	28
64959	71A		5	1
71400	72A		3	3
			5	3
			12	5
			14	2
			17	4
			19	27
64959	74F		3	1
			12	3
			17	1

**CROSS-REFERENCE INDEXES
FIGURE AND ITEM NUMBER INDEX**

FIG.	ITEM	STOCK NUMBER	CAGEC	PART NUMBER
1	1		80058	OK-531/FAC-4
1	2	6030-01-234-1197	80058	OK-534/FAC-5
1	3		80058	OB-107/FAC-4
1	4		80058	OB-110(V)/FAC-4(V)
1	5		80058	OA-9276/FAC-4
1	6		80058	OA-9284/FAC-4
1	7		80058	PP-8130(V)FAC-4
1	8		80058	PP-8133/FAC-4
1	9		80058	PP-8133A/FAC-4
1	10		80058	OA-9276(V)3/FAC-4
1	11		80058	OB-113(V)FAC-4
1	12		80058	PP-8262/FAC-4
1	13		80058	OK-614(V)/FAC-4(V)
1	14	7050-01-349-9255	80058	CV-4183/FAC-4(V)
1	15	7050-01-349-9256	80058	CV-4184/FAC-4(V)
1	16		80058	AN/FSQ-162CV)
1	16	7050-01-349-9256	80058	CV-41846FAC-4(V)
2	1		64959	J98734AG1L8,L9
2	2		64959	J98734AT1L1
2	3		64959	ED2C474-30G1
2	4		64959	J98734AJ1L2
2	5	6015-01-229-7388	64959	4DAX-012
3	1		64959	74F
3	2	5920-00-280-8580	64959	72G
3	3		71400	72A
3	4	5920-01-229-8645	64959	KS21938L7
3	5	5998-01-223-5256	64959	131L1A
3	6	5998-01-225-3361	64959	131AB1
3	7		64959	E3
3	8	5998-01-223-5263	64959	131T1
3	9	6240-00-630-8069	64959	A3
4	1	5998-01-223-5266	64959	TG30
4	2	5998-01-223-5265	64959	TG28C
4	3	5998-01-223-5267	64959	TG31
4	4	5895-01-225-3310	64959	121A
4	5	5998-01-223-5274	64959	TM120B
4	6	5998-01-223-5257	64959	TM109C
4	7	5998-01-223-5285	64959	TM149B
4	8	5999-01-223-5279	64959	TM132
4	9	5998-01-223-5258	64959	TM330
4	10	5998-01-223-5260	64959	ED2C737-30G1
4	11	5998-01-223-5261	64959	ED2C738-30G1
5	1		64959	71A
5	2	5920-00-538-6205	64959	70D
5	3		71400	72A
6	1	5998-01-223-5287	64959	TM336B
6	2	5998-01-223-5259	64959	TM338C
6	3	5998-01-223-5290	64959	TM340

**CROSS-REFERENCE INDEXES
FIGURE AND ITEM NUMBER INDEX**

FIG.	ITEM	STOCK NUMBER	CAGEC	PART NUMBER
6	4	5998-01-223-5289	64959	TM339B
6	5	5998-01-223-5288	64959	TM337
6	6	5998-01-223-5255	64959	11F
7	1		64959	J98734AM-1
7	2		64959	J98734AS-1
7	3		64959	ED2C645-30
8	1		64959	M1
8	2	5920-00-567-9742	64959	70H
8	3	5920-00-805-4834	64959	70E
8	4	5920-00-284-9218	64959	70C
8	5	5998-01-223-5256	64959	131L1A
8	6	5998-01-223-5291	64959	ACM1
8	7		64959	ACM4
8	8	5998-01-223-5263	64959	131T1
9	1	5998-01-223-5255	64959	11F
10	1	5920-00-284-9218	64959	70C
10	2		64959	M1
11	1		64959	J98734AN-1L1,L2
11	2		64959	J98734AP-1L1
11	3		64959	ED2C602-30G1,A
11	4		64959	J98734AD1L1
12	1	5998-01-223-5256	64959	131L1A
12	2	5920-00-280-8580	64959	70G
12	3		64959	74F
12	4	5920-01-229-8645	64959	KS21938L7
12	5		71400	72A
12	6	5920-01-229-7150	64959	KS21938L6
12	7		64959	E3
12	8	5998-01-223-5263	64959	131T1
12	9	6240-00-630-8069	64959	A3
13	1	5998-01-223-5265	64959	TG28C
13	2	5998-01-223-5257	64959	TM109C
13	3	5998-01-223-5286	64959	TM334
13	4	5895-01-225-3309	64959	114A
13	5	5998-01-223-5299	64959	ED2C673-30G1
13	6	5998-01-223-5280	64959	TM136
13	7	5999-01-223-5283	64959	TM141
13	8	5998-01-223-5282	64959	TM140
13	9	5999-01-223-5281	64959	TM138
13	10	5998-01-223-5277	64959	TM130B
13	11	5998-01-223-5278	64959	TM131
13	12	5998-01-223-5276	64959	TM129B
13	13	5999-01-223-5279	64959	TM132
13	14	5998-01-223-5274	64959	TM120B
13	15	5999-01-223-5284	64959	TM143
13	16	5998-01-223-5300	64959	ED2C705-30-G1
13	17	5998-01-223-5275	64959	TM125
14	1	5920-00-538-6205	64959	70D
14	2		71400	72A
15	1	5998-01-223-5268	64959	TM100
15	2	5998-01-223-5272	64959	TM118

**CROSS-REFERENCE INDEXES
FIGURE AND ITEM NUMBER INDEX**

FIG.	ITEM	STOCK NUMBER	CAGEC	PART NUMBER
15	3	5998-01-223-5270	64959	TM115
15	4	5998-01-223-5273	64959	TM119
15	5	5998-01-223-5269	64959	TM101B
15	6	5895-01-223-5271	64959	TM116
15	7	5998-01-223-5264	64959	TG10
16	1		64959	J98734AK-1L1,L2
16	2		64959	J98734AD1L1
16	3		64959	ED2C602-30G1,A
17	1		64959	74F
17	2	5920-00-280-8580	64959	70G
17	3	5920-01-229-8645	64959	KS21938L7
17	4		71400	72A
17	5	5920-01-229-7150	64959	KS21938L6
17	6	5998-01-223-5256	64959	131L1A
17	7	5998-01-298-1483	64959	130R1
17	8		64959	E3
17	9	5998-01-223-5263	64959	131T1
17	10	6240-00-630-8069	64959	A3
18	1	5998-01-223-5256	64959	131L1A
18	2	5998-01-223-5262	64959	130N1
18	3	5998-01-224-3590	64959	130D
18	4	5998-01-223-5291	64959	ACM1
18	5		64959	M1
18	6	5995-01-330-8051	64959	D4DC-29
18	7		64959	CS2223A-58
18	8		64959	157A
18	9	5998-01-223-5295	64959	YA234
18	10	5998-01-223-5294	64959	YA233
18	11	5998-01-223-5293	64959	YA232
18	12	5999-01-223-5296	64959	YA236
18	13	5998-01-223-5292	64959	YA231
18	14	5998-01-223-5298	64959	YA238
18	15	5998-01-223-5297	64959	YA237
18	16	5998-01-223-5301	64959	ED2C786-30G1
18	17		64959	65E
18	18	5999-01-224-3589	64959	6SF
18	19	5920-01-229-8645	64959	KS21938L7
18	20	5920-00-284-9217	64959	70B
18	21	5920-00-284-9218	64959	70C
18	22	5920-00-539-6347	64959	70A
18	23	5920-00-538-6205	64959	70D
18	24	5920-00-805-4834	64959	70E
19	1		64959	ACM4
19	2	5998-01-223-5291	64959	ACM1
19	3	5998-01-224-3590	64959	130D
19	4	5998-01-225-3361	64959	131AB1
19	5	5998-01-223-5256	64959	131L1A
19	6	5998-01-223-5263	64959	131T1
19	7	6240-00-054-1001	64959	M1LAMP
19	8	5998-01-223-5255	64959	11F
19	9		64959	ALA6

**CROSS-REFERENCE INDEXES
FIGURE AND ITEM NUMBER INDEX**

FIG.	ITEM	STOCK NUMBER	CAGEC	PART NUMBER
19	10		64959	ACC21
19	11		64959	ACC23B
19	12		64959	ACC22
19	13		64959	ACC24
19	14	5998-01-223-5295	64959	YA234
19	15	5998-01-223-5294	64959	YA233
19	16	5998-01-223-5298	64959	YA238
19	17	5998-01-223-5293	64959	YA232
19	18	5999-01-223-5296	64959	YA236
19	19	5998-01-223-5292	64959	YA231
19	20	5998-01-223-5297	64959	YA237
19	21	5995-01-330-8051	64959	D4DC-29
19	22		64959	CS2224A-58
19	23	5998-01-223-5301	64959	ED2C786-30G1
19	24		64959	65E
19	25	5999-01-224-3589	64959	65F
19	26	5920-01-229-8645	64959	KS21938L7
19	27		71400	72A
19	28	5920-00-567-9742	64959	70H
19	29	5920-00-284-9218	04773	175-14307-05
19	30	5920-00-284-9217	64959	70BFUSE
19	31	5920-00-539-6347	64959	70A
19	32	5920-00-280-8580	64959	70G
19	33	5920-00-805-4834	64959	70E
20	1		74006	RL200D50
20	2		74006	RHM400D50
20	3		74006	1231A2 LIST 12
20	4		74006	WAA501B
20	5		74006	MCT2720
20	6		74006	LCT1008
20	7		74006	MCT2910
20	8		74006	MCT3105
20	9		74006	LCT1176
20	10		74006	LCT1344
20	11		74006	LCT2320
21	1		74006	2836-217
21	2		74006	2836-216
21	3	5998-01-329-1054	74006	4371-240
21	4		74006	2486-108
21	5		74006	2486-102
21	6	5998-01-329-1052	74006	4338-385
21	7		74006	2812-310
21	8	5961-01-163-7667	74006	2814-222
21	9		74006	2865-050
21	10	5998-01-329-1053	74006	4338-415
21	11	5998-01-329-1057	74006	4865-638
21	12	5998-01-363-7724	74006	4865-103
21	13	5998-01-329-1056	74006	4861-029
21	14	5998-01-329-1055	74006	4371-323
22	1		74006	2486-102
22	2		74006	2486-109

**CROSS-REFERENCE INDEXES
FIGURE AND ITEM NUMBER INDEX**

FIG.	ITEM	STOCK NUMBER	CAGEC	PART NUMBER
22	3		74006	4338-362
22	4	5920-01-147-6044	74006	2483-240
22	5		74006	2485-466
22	6	6130-01-095-8820	74006	4832-038
22	7		74006	4257-022
22	8		74006	2812-310
22	9		74006	4865-622
22	10	5998-01-329-1051	74006	4865-644
22	11		74006	2836-217
22	12		74006	2836-216
22	13		74006	2483-525
22	14		74006	4338-371
22	15	5961-00-781-2809	03508	C180C
22	16		74006	4334-016
22	17	5961-01-163-7667	74006	2814-222
23	1		74006	4376-057
23	2		74006	3534-172
23	3		74006	4374-175
23	4		74006	3531-106
23	5		74006	4264-029
23	6		74006	4318-015
23	7		74006	4317-055
23	8		74006	4317-040
23	9		74006	2483-507
23	10	5920-00-844-5790	74006	2486-202
23	11	5920-00-284-9218	04773	175-14307-05
23	12	5920-00-539-6347	74006	2486-208
23	13	5920-00-538-6205	74006	2486-217
24	1	5920-00-857-8416	74006	2486-107
24	2		74006	4338-437
24	3		74006	4864-429
24	4		74006	4863-133
25	1		74006	4872-464
25	2	6240-00-081-6321	74006	2581-310
25	3		74006	2485-325
26	1		74006	1237B1 LIST 2
26	2		74006	A30F50
27	1	5998-01-313-0488	74006	4862-304
27	2	5998-01-297-1712	74006	4865-679
27	3	5998-01-313-0489	74006	4865-672
27	4	5961-01-276-6205	74006	2813-742
27	5	5998-01-312-8813	74006	4338-443
27	6	5920-00-857-8416	13499	264-0604-00
27	7	5905-01-313-4436	74006	2676-184
27	8		74006	2822-070
28	1		74006	1237B1 LIST 2
28	2		74006	A25F50
28	3		71400	MD.25
29	1	5998-01-318-6636	64959	302AL02
29	2	5998-01-318-6637	64959	302SS01C
29	3	5805-01-217-8906	64959	236AB

**CROSS-REFERENCE INDEXES
FIGURE AND ITEM NUMBER INDEX**

FIG.	ITEM	STOCK NUMBER	CAGEC	PART NUMBER
30	1	5998-01-350-5889	64959	104187794
30	2	5998-01-350-5891	64959	104172358
30	3	5998-01-350-5890	64959	105179345
30	4		64959	104172291
30	5	5998-01-351-9115	64959	104375936
30	6	5998-01-351-9114	64959	104188941
30	7	5998-01-351-9113	64959	104376280
30	8	5998-01-350-2923	64959	104272366
30	9	5998-01-364-8327	64959	104171517
30	10	5998-01-351-9112	64959	104172341
31	1		74006	1231A2
31	2		74006	RL50B50
31	3		74006	A50F50
31	4		74006	1232F2
32	1	5920-00-857-8416	74006	2486-107
32	2	5998-01-357-8346	74006	4338-499
32	3	5998-01-357-8345	74006	4865-144
32	4		74006	4338-475
32	5		74006	2483-206
32	6		74006	2714-768
32	7		74006	2865-037
32	8		74006	4336-050
32	9		74006	2821-858
32	10		74006	2483-631
32	11		74006	2483-623
33	1		74006	2486-103-00
33	2		74006	2485-339-00
33	3		74006	4865-685-00
33	4		74006	2822-036-00
33	5		74006	2813-742-00
33	6		74006	4338-467-00
33	7		74006	4338-503-00
33	8		74006	2483-215-00
33	9		74006	2842-154-00
33	10	5970-01-360-6005	74006	2868-275
34	1	5920-01-350-1796	74006	4376-071
34	2	6625-01-350-1800	74006	4374-135
34	3	5920-00-220-3548	74006	2486-203
35	1	5998-01-188-2413	74006	4338-340
35	2	5820-00-842-3089	74006	4863-027
35	3	5998-01-014-0573	74006	4863-024
35	4	5920-00-539-6347	74006	2486-208
36	1		64959	J98764C-1,L8
36	2	5895-01-350-1798	64959	J98764T-1,L1
36	3	6021-01-364-1635	64959	ED54962-30,G1,G1 5
36	4		64959	ED-2C905-30,G1
37	1	5998-01-350-2326	64959	104393582
37	2	5998-01-350-2324	64959	104393590
37	3	5998-01-350-1803	64959	104393608
37	4	5998-01-350-1802	64959	104399605

**CROSS-REFERENCE INDEXES
FIGURE AND ITEM NUMBER INDEX**

FIG.	ITEM	STOCK NUMBER	CAGEC	PART NUMBER
37	5	5998-01-350-1804	64959	104393616
37	6	5895-01-350-1799	64959	105276315
37	7		64959	105446983
37	8		64959	104393491
37	9	5998-01-350-2325	64959	104393533
38	1	5998-01-350-2335	64959	104054861
38	2	5998-01-350-2334	64959	104054879
38	3	5998-01-350-2330	64959	104055892
38	4	5998-01-350-2332	64959	104055900
38	5	5998-01-350-2329	64959	104054820
38	6		64959	105246433
38	7		64959	104232772
38	8	5998-01-350-2333	64959	104054846
38	9	5998-01-350-2328	64959	104054788
38	10	5998-01-350-2331	64959	104055504
38	11		64959	103752168
38	12		64959	104178637
39	1		64959	105564769
40	1	5998-01-350-2922	51984	X5013A
40	2	5998-01-349-9263	51984	X5014B
40	3	5998-01-349-9262	51984	X5015A
40	4	5998-01-349-9261	51984	X5016A
40	5	5998-01-349-9260	51984	X5017A
40	6	5998-01-349-9259	51984	X5019A
40	7	5998-01-349-9264	51984	X5105A
40	8	5998-01-349-9258	51984	X5106A
40	9	5998-01-350-1801	51984	X5012A
40	10	5998-01-349-9257	51984	X6364A
41	1	5998-01-353-7220	51984	X5011A
41	2	5998-01-353-7219	51984	X510B
41	3	5998-01-353-7218	51984	X5009A
41	4	5998-01-353-7217	51984	X5008A
41	5	5998-01-351-5268	51984	X5007A
41	6	5998-01-351-5267	51984	X5005A
41	7	5998-01-351-5266	51984	X5004A
41	8	5998-01-353-7221	51984	X5104A
41	9	5998-01-351-5265	51984	X5103A
41	10	5998-01-353-9863	51984	X5003A
41	11	5998-01-349-9257	51984	X6364A
42	1		64959	104022397

By Order of the Secretary of the army:

DENNIS J. REINER
General, United States Army
Chief of Staff

Official:

YVONNE M. HARRISON
Administrative Assistant to the
Secretary of the Army
01001

DISTRIBUTION:

To be distributed in accordance with DA Form 12-36-E, block 7885 requirements for TM 11-6030-200-23P.

★U.S. GOVERNMENT PRINTING OFFICE: 1996 - 710-115/40033

RECOMMENDED CHANGES TO EQUIPMENT TECHNICAL PUBLICATIONS



THEN... JOT DOWN THE DOPE ABOUT IT ON THIS FORM, CAREFULLY TEAR IT OUT, FOLD IT AND DROP IT IN THE MAIL!

SOMETHING WRONG WITH THIS PUBLICATION?

FROM: (PRINT YOUR UNIT'S COMPLETE ADDRESS)

DATE SENT

PUBLICATION NUMBER

PUBLICATION DATE

PUBLICATION TITLE

BE EXACT... PIN-POINT WHERE IT IS

PAGE NO.

PARA-GRAPH

FIGURE NO.

TABLE NO.

IN THIS SPACE TELL WHAT IS WRONG AND WHAT SHOULD BE DONE ABOUT IT:

TEAR ALONG PERFORATED LINE

PRINTED NAME, GRADE OR TITLE, AND TELEPHONE NUMBER

SIGN HERE:

DA FORM 2028-2
1 JUL 79

PREVIOUS EDITIONS ARE OBSOLETE.

P.S.—IF YOUR OUTFIT WANTS TO KNOW ABOUT YOUR RECOMMENDATION MAKE A CARBON COPY OF THIS AND GIVE IT TO YOUR HEADQUARTERS.

PIN: 067268-000